




EFFECTIVE 2/1/25 **2025**

CAMBRIDGE

PRODUCT LINE SPECS & NEW PRODUCTS

Your Outdoor Dreams Come True!



The Cambridge Fully-Transferable Limited Lifetime Warranty, an added value when selling your home.

Charles H. Gamarekian, Founder / Chairman / CEO



FIND US ONLINE:
www.cambridgepavers.com

ORDER ONLINE:
shop.cambridgepavers.com

GENERAL PRICING & ORDER INFORMATION

PALLETS (Non-Returnable).....	\$	Each
ALL RETURNS (Prior Approval Required)		
A. Restocking Charge.....	20%	
B. Trucking Charge.....	Amount Based on Location	

DELIVERY TO JOB SITE:
Minimum of 12 Cubes (*Pavingstones*) / Minimum 14 Pallets (*Wallstones*)
Piggyback not to exceed 45000 lbs.

DELIVERY TO DISTRIBUTOR'S YARD:
Minimum Trailer load Weight: 45,000 lbs. Truck reservations must be accompanied by a Cambridge Online Order confirmation. For delivery to a job site, recipient must meet truck.

All dimensions quoted in these specifications are nominal and are for guidance only. Actual sizes and weights will vary, particularly on the products designed to replicate natural stone which have features such as riven profiles and fettled edges. The sizes and quantities provided on these pages usually allow a nominal 5mm or more of sand joint width.

NOTE: 1 sq. ft. of 2 3/8 in. thick pavingstones equals approx. 27 lbs. Example: 100 sq. ft. / one cube = 2,700 lbs.

ATTENTION: UPON NOTIFICATION THAT AN ORDER IS READY, CUSTOMER HAS 10 DAYS TO PICK-UP. DISTRIBUTOR'S CONTRACTORS ARE NOT PERMITTED TO PICK UP AT CAMBRIDGE. THIS IMPROVES YARD LOADING AND DELIVERY TIMES FOR ALL CAMBRIDGE CUSTOMERS. THANK YOU FOR UNDERSTANDING.

SPECIAL ORDERS

PAVERS: Payment is required prior to manufacturing. Minimum order quantity will be required. All overage material must be purchased.

OUTDOOR LIVING KITS: See below for the policy regarding Special Order quotes.

» **QUOTES:**

- A Quote for Special Order product will be provided within 2 business days (4 days for Pergolas) of the receipt of all required detail to accurately identify the requested product.
- There is a \$150.00 charge for the processing of a Special Order quote. Product will be quoted upon receipt of a Purchase Order in the amount of \$150.00, which will be invoiced immediately.
- Should you purchase the Special Order product, *Cambridge will credit \$150.00 to the invoiced amount upon receipt of a written order and pre-payment for the quoted product.*
- Quotes are valid for 60 days.

» **TERMS:** Special Order products are provided based on customer specifications and are not returnable. Payment in full is required for the manufacturing process to proceed.

» **LEAD TIME:** Will be provided at the time of quoting.

MANUFACTURING BY LOCATION, TRANSFERRING OF MATERIAL & TRUCKING

We continue to manufacture certain products in specific locations only (*Lyndhurst, South Amboy, or Lakewood*). For distributors where we arrange all trucking- we will provide you with three different trucking rates from each of our locations to your yard so you can price all products accordingly. We provide this detail on page 3. For distributors that arrange their own trucking or pick up, you will be instructed what products will be available at each location. *We will not transfer products from one location to another* (this includes split loads to yards/jobsites). This will streamline our operations and maximize the supply of our pavers and walls so we can better service you.

ORDERING COYOTE “CUSTOM ORDER ONLY” PRODUCTS

NOTE: Coyote products designated as “Custom Order Only” are not in our inventory. To ensure that items are available on a timely basis, a single order will be placed weekly. Custom Orders must be received by 11:00 AM on Wednesday. The product ordered will be available the following Friday at Cambridge unless otherwise specified at the time of order placement.

ALL COLORS ARE CATEGORIZED BY COLOR PRICING CATEGORIES

COLOR PRICING CATEGORIES	REASON FOR UPCHARGE	COLORS
STANDARD COLORS	—	Birchwood, Brandywine, Ironwood, Natural, Onyx, Onyx/Natural, Ruby, Ruby/Onyx, Sahara, Sahara/Chestnut, Salmon Toffee/Onyx, Toffee/Onyx Lite
COLOR PLUS	PRICE INCREASED BECAUSE OF WHITE CEMENT	Coal, Limestone Quarry Blend, Mocha, Platinum, Riverbed Blend, Sahara/Chestnut Lite, Sandstone Blend, Sandstone Lite, Slate
PREMIER COLORS	PRICE INCREASED BECAUSE OF SPECIAL BLUE PIGMENTS AND/OR WHITE CEMENT	Bluestone Blend, Driftwood, Eggshell, Limestone Quarry Blue, Montauk Blue, Oceanside, Stone Harbor

OUTDOOR LIVING *Color Selection Guide*



		LIMESTONE QUARRY BLEND	MIDNIGHT SLATE	ONYX/NATURAL	PLATINUM	RUBY/ONYX	SAHARA/CHESTNUT	SAHARA/CHESTNUT LITE	SANDSTONE BLEND	SANTA FE	TOFFEE/ONYX	TOFFEE/ONYX LITE
FIRE PITS	Fully-Assembled Gas Fire Table						■				■	
	Olde English Wall Square Fire Pit Kit			■			■				■	
	Olde English Wall Round Fire Pit Kit			■			■				■	
	Garden Wall Round Fire Pit Kit Split Face	■		■								
	Pyzique Round Fire Pit Kit Split Face			■		■			■		■	
	MaytRx Square Fire Pit Kit Split Face			■			■				■	
	Omega Smooth Square Fire Pit Kit	■		■	■				■			
FIREPLACES	Fully-Assembled Olde English Outdoor Fireplace & Waterfall/Firewood Box	■					■				■	
	Fully-Assembled Olde English Pizza Oven / Fireplace Combo & Firewood Box Kit	■		■				■				■
	Fully-Assembled Omega Smooth Pizza Oven / Fireplace Combo	■		■	■			■	■			■
	Olde English Wall Fireplace Kit & Firewood Box Kit			■			■				■	
	Olde English Paver Fireplace Kit & Firewood Box Kit			■			■				■	
	Fully-Assembled MaytRx Plus Split Face Fireplace & Firewood Box Kit	■		■				■				■
	MaytRx Split Face Fireplace Kit & Firewood Box Kit			■			■				■	
	Fully-Assembled The Berkshire Outdoor Fireplace & Firewood Box Kit	■									■	
	Fully-Assembled Stone Veneer Canyon Ledge Outdoor Fireplace & Firewood Box Kit		■							■		
	Fully-Assembled Stone Veneer Canyon Ledge Pizza Oven / Fireplace Combo & Firewood Box Kit		■							■		
BOUTIQUE COLLECTION	The Boutique Collection Mini Fully-Assembled Olde English Fireplace & Firewood Box Kit	■					■				■	
	The Boutique Collection Mini Fully-Assembled MaytRx Plus Split Face Fireplace & Firewood Box Kit	■		■				■				■
	The Boutique Collection Mini Fully-Assembled Canyon Ledge Fireplace & Firewood Box Kit		■							■		
	The Boutique Collection Fully-Assembled Olde English Bench						■				■	
	Pre-Cut & Pre-Packaged MaytRx Seating Wall Kit (Quarter Round/Half Round - Split Face Only)			■			■				■	
KITCHENS	Fully-Assembled Outdoor Kitchen	C					C				C	
	Fully-Assembled Olde English Wall Outdoor Kitchen Kit			■			■				■	
	Pre-Cut & Pre-Packaged Olde English Wall Outdoor Kitchen with Asado Cooker Kit			■			■				■	
	Pre-Cut & Pre-Packaged MaytRx Classic Wall Kitchen Kit Split Face			■			■				■	
	Pre-Cut & Pre-Packaged MaytRx Plus Wall Kitchen Kit Split Face	■		■				■				■
	Pre-Cut & Pre-Packaged Omega Smooth Wall Kitchen Kit	■		■	■				■			
	Fully-Assembled Stone Veneer Kitchen		C							C		
PIZZA OVENS	Fully-Assembled Pizza Oven	■					■				■	
	Fully-Assembled Stone Veneer Pizza Oven		■							■		
	Olde English Wall Pizza Oven Kit			■			■				■	
	MaytRx Wall Pizza Oven Kit Split Face			C			C				C	
GRILL ISLANDS	Fully-Assembled Olde English Wall Outdoor Grill Island	■					■				■	
	Pre-Cut & Pre-Packaged Olde English Wall Grill Module Kit			■			■				■	
	Pre-Cut & Pre-Packaged MaytRx Classic Wall Grill Module Kit Split Face			■			■				■	
	Pre-Cut & Pre-Packaged MaytRx Plus Wall Grill Module Kit Split Face	■		■				■			■	■
	Pre-Cut & Pre-Packaged Omega Smooth Wall Grill Module Kit	■		■	■				■			
	Fully-Assembled Stone Veneer Grill Island		■							■		
BARS & TABLES	Olde English Wall Bar Module Kit			■			■				■	
	MaytRx Wall Bar Module Kit Split Face			■			■				■	
	Olde English Wall Patio Pub & Bistro Table Kit						■				■	
	MaytRx Wall Patio Pub & Bistro Table Kit Split Face						■				■	
MAILBOX COLUMN KITS / FIRE / WATER	Olde English Wall Rectangular & Round Waterfall Kits			■			■				■	
	Fully-Assembled Grand Columns & Grand Column Mailboxes						C				C	
	Olde English Column Mailbox Kit			■			■				■	
	MaytRx Column Mailbox Kit Split Face			■			■				■	

PAVINGSTONES

Sherwood Ledgestone 3-Pc. Design Kit

Bluestone Blend	Ruby Onyx
Driftwood	Sahara/Chestnut
Limestone Quarry Blend	Sahara/Chestnut Lite
Limestone Quarry Blue	Sandstone Blend
Montauk Blue	Sandstone Lite
Oceanside	Slate
Onyx/Natural	Stone Harbor
Platinum	Toffee/Onyx
Riverbed Blend	Toffee/Onyx Lite

Sherwood Ledgestone 3-Pc. Design Kit Smooth

Driftwood	Sandstone Blend
Limestone Quarry Blend	Sandstone Lite
Onyx/Natural	Stone Harbor
Platinum	Toffee/Onyx Lite
Sahara/Chestnut Lite	

Sherwood Ledgestone XL 3-Pc. Design Kit

Bluestone Blend	Riverbed Blend
Driftwood	Sahara/Chestnut
Limestone Quarry Blend	Sahara/Chestnut Lite
Limestone Quarry Blue	Sandstone Blend
Montauk Blue	Slate
Oceanside	Stone Harbor
Onyx/Natural	Toffee/Onyx
Platinum	Toffee/Onyx Lite

Sherwood Ledgestone XL 3-Pc. Design Kit Smooth

Bluestone Blend	Sahara/Chestnut Lite
Driftwood	Sandstone Blend
Limestone Quarry Blend	Sandstone Lite
Limestone Quarry Blue	Stone Harbor
Onyx/Natural	Toffee/Onyx Lite
Platinum	

Sherwood Ledgestone 6 x 9

Bluestone Blend	Platinum
Coal	Sahara/Chestnut Lite
Limestone Quarry Blend	Sandstone Blend
Mocha	Toffee/Onyx Lite
Onyx/Natural	

Sherwood Ledgestone 4 1/2 x 9

Bluestone Blend	Mocha
Coal	Onyx/Natural
Limestone Quarry Blend	Platinum

Sherwood Ledgestone 4 1/2 x 9 Smooth

Bluestone Blend	Onyx Natural
Coal	Platinum
Limestone Quarry Blend	Sandstone Blend
Mocha	

Sherwood XL 24 x 36 Smooth

Bluestone Blend	Sahara/Chestnut Lite
Limestone Quarry Blend	Sandstone Lite
Platinum	Stone Harbor
Onyx/Natural	Toffee/Onyx Lite

Sherwood 24 x 24 Smooth

Coal	Natural
Eggshell	Platinum
Limestone Quarry Blend	

Sherwood Ledgestone 18 x 18 Smooth & Texture

Bluestone Blend	Onyx/Natural
Driftwood	Sahara/Chestnut Lite
Limestone Quarry Blend	Sandstone Blend
Limestone Quarry Blue	Toffee/Onyx Lite

Sherwood Ledgestone XL 15 3/4 x 23 5/8

Limestone Quarry Blend	Platinum
Onyx/Natural	Sandstone Blend

Sherwood Timberstone 4-Pc. Design Kit

Birchwood	Ironwood
-----------	----------

Sherwood Nor Stone 4-Pc. Design Kit

Driftwood	Onyx/Natural
Limestone Quarry Blend	

Sherwood Belgium 5-Pc. Design Kit

Coal	Mocha
Limestone Quarry Blend	Onyx/Natural

Sherwood Brick Alley

Brandywine	Mocha
Coal	Onyx/Natural

Sherwood River Rock

Coal	Onyx/Natural
Mocha	

RoundTable 6 x 6

Coal	Onyx/Natural
Limestone Quarry Blend	Sahara/Chestnut
Mocha	Sandstone Blend
Onyx	Toffee/Onyx

RoundTable 6 x 9

Bluestone Blend	Ruby/Onyx
Coal	Sahara/Chestnut
Limestone Quarry Blend	Sahara/Chestnut Lite
Mocha	Sandstone Blend
Onyx	Toffee/Onyx
Onyx/Natural	Toffee/Onyx Lite

RoundTable Circle Design Kit

Coal	Sahara/Chestnut
Mocha	Sandstone Blend

Onyx/Natural	Toffee/Onyx
Ruby/Onyx	

Permeable Pavements Ledgestone Permeable 3-Pc. Design Kit

Limestone Quarry Blend	Toffee/Onyx
Onyx/Natural	Toffee/Onyx Lite

Permeable Pavements Ledgestone Permeable Smooth 3-Pc. Design Kit

Limestone Quarry Blend	Platinum
Onyx/Natural	Sandstone Lite

Permeable Pavements Ledgestone Smooth Permeable 6 x 9

Onyx/Natural	
--------------	--

KingsCourt 4 x 8 Holland

Coal	Onyx
Ruby	Onyx/Natural
Ruby/Onyx	

KingsCourt 6 x 9

Coal	Platinum	Sandstone Blend
Mocha	Ruby/Onyx	Toffee/Onyx
Onyx	Ruby	Toffee/Onyx Lite
Onyx/Natural	Sahara/Chestnut	

KingsCourt 8 x 8

Ruby	Sahara
Onyx	Salmon

Excalibur Cobble I

Ruby	Onyx
Ruby/Onyx	Onyx/Natural

Excalibur Diamond

Ruby	Onyx
Ruby/Onyx	

Crusader Ledgestone Cap w/ ArmorTec

Coal	Onyx/Natural
Mocha	Platinum

Crusader Bullnose 6 x 12 x 2 3/8

Bluestone Blend	Platinum
Coal	Sandstone Blend
Limestone Quarry Blend	Sahara/Chestnut Lite
Mocha	Toffee/Onyx Lite
Onyx/Natural	

Crusader 12 x 24 Cap w/ ArmorTec

Bluestone Blend	Platinum
Coal	Sahara/Chestnut Lite
Limestone Quarry Blend	Sandstone Blend
Mocha	Toffee/Onyx Lite
Onyx/Natural	

Crusader Turfstone

Natural	
---------	--

WALLSTONES

PLUS

MaytRx 6 Split Face Wall Plus

Limestone Quarry Blend	Sandstone Blend
Onyx/Natural	Stone Harbor
Platinum	Toffee/Onyx
Sahara/Chestnut	Toffee/Onyx Lite
Sahara/Chestnut Lite	

MaytRx 6 Stretcher Stone Plus

Limestone Quarry Blend	Sahara/Chestnut Lite
Onyx/Natural	Toffee/Onyx Lite

Sigma 6 Split Face Wall Plus

Limestone Quarry Blend	Sahara/Chestnut Lite
Onyx/Natural	Toffee/Onyx
Sahara/Chestnut	Toffee/Onyx Lite

NOTE: Column Kits Plus can be used as Sigma 6 Plus corners.

Sigma 8 Split Face Wall Plus

Limestone Quarry Blend	Sahara/Chestnut Lite
Onyx/Natural	Toffee/Onyx
Sahara/Chestnut	Toffee/Onyx Lite

Sigma 8 Smooth Wall Plus

Limestone Quarry Blend	Sahara/Chestnut Lite
Onyx/Natural	Toffee/Onyx Lite
Platinum	

Sigma 8 Smooth Wall Plus Corner

Limestone Quarry Blend	Sahara/Chestnut Lite
Onyx/Natural	Toffee/Onyx Lite
Platinum	

Garden Wall / Fire Pit Kits

Limestone Quarry Blend	Sandstone Blend
Onyx/Natural	Toffee/Onyx Lite
Sahara/Chestnut Lite	

Olde English Wall 4 x 8 x 12

Limestone Quarry Blend	Sahara/Chestnut Lite
Onyx/Natural	Toffee/Onyx
Sahara/Chestnut	Toffee/Onyx Lite

Olde English Non Tumbled Wall 4 x 8 x 12

Coal	Platinum
Limestone Quarry Blend	Sahara/Chestnut Lite
Mocha	Sandstone Blend
Onyx/Natural	Toffee/Onyx Lite

Olde English Non Tumbled Wall 4 x 8 x 20

Limestone Quarry Blend	Sahara/Chestnut Lite
Onyx/Natural	Sandstone Blend
Platinum	Toffee/Onyx Lite

Single-Sided 13 x 18 Split Face Cap Plus

Coal	Sahara/Chestnut
Limestone Quarry Blend	Sahara/Chestnut Lite

PLUS

Mocha	Toffee/Onyx
-------	-------------

Onyx/Natural	Toffee/Onyx Lite
--------------	------------------

Double-Sided 13 x 12 Split Face Cap Plus

Limestone Quarry Blend	Sahara/Chestnut Lite
Coal	Sandstone Blend
Mocha	Stone Harbor
Onyx/Natural	Toffee/Onyx
Platinum	Toffee/Onyx Lite
Sahara/Chestnut	

Crusader 13 x 27 Cap with Armortec

Coal	Onyx/Natural
Limestone Quarry Blend	Platinum
Mocha	Sandstone Blend

Column Kit Split Face Plus

Limestone Quarry Blend	Sahara/Chestnut Lite
Onyx/Natural	Stone Harbor
Platinum	Toffee/Onyx
Sahara/Chestnut	Toffee/Onyx Lite

Omega Smooth 6 Wall & Caps

Coal	Sandstone Blend
Limestone Quarry Blend	Sahara/Chestnut Lite
Onyx/Natural	Toffee/Onyx Lite
Platinum	

Omega Smooth Column Kits

Coal	Sandstone Blend
Limestone Quarry Blend	Sahara/Chestnut Lite
Onyx/Natural	Toffee/Onyx Lite
Platinum	

Omega Natural Stone 3 1/2

Limestone Quarry Blend	Onyx/Natural
------------------------	--------------

Omega Natural Stone 7

Limestone Quarry Blend	Onyx/Natural
------------------------	--------------

Omega Natural Stone Column Kits

Limestone Quarry Blend	Onyx/Natural
------------------------	--------------

Sigma 8 Plus Split Face Corner Plus

Limestone Quarry Blend	Sahara/Chestnut Lite
Onyx/Natural	Toffee/Onyx
Sahara/Chestnut	Toffee/Onyx Lite

NOTE: MaytRx & Omega have pieces in cube to split and make corner/end of wall.

Belgium Curbstone

Coal	Sahara/Chestnut Lite
Limestone Quarry Blend	Toffee/Onyx Lite

Edgestone Plus

Limestone Quarry Blend	Toffee/Onyx
Onyx/Natural	Toffee/Onyx Lite
Sahara/Chestnut Lite	

CLASSIC

MaytRx 6 Split Face Wall Classic

Onyx/Natural	Sandstone Blend
Ruby/Onyx	Toffee/Onyx
Sahara/Chestnut	

MaytRx 6 Stretcher Stone Classic

Onyx/Natural	Toffee/Onyx
Sahara/Chestnut	

Sigma 8 Split Face Wall

Onyx/Natural	Sandstone Blend
Sahara/Chestnut	Toffee/Onyx

Sigma 8 Split Face Corner

Onyx/Natural	Sandstone Blend
Sahara/Chestnut	Toffee/Onyx

Pyzique Split Face

Onyx/Natural	Sandstone Blend
Ruby/Onyx	Toffee/Onyx
Sahara/Chestnut	

Single-Sided 12 x 18 Split Face Cap

Coal	Sandstone Blend
Mocha	Toffee/Onyx
Onyx/Natural	

Double-Sided 13 x 12 Split Face Cap

Coal	Ruby/Onyx
Mocha	Toffee/Onyx
Onyx/Natural	

Column Kit Split Face





Ruby/Onyx	Sandstone Blend
Onyx/Natural	Toffee/Onyx
Sahara/Chestnut	






Corners





NOTE: MaytRx Wall has pieces in the cube to split and make corners/end of wall.





Edgestone

Onyx/Natural	Toffee/Onyx
Sahara/Chestnut	

	LEDGESTONE 3-PC. DESIGN KIT	LEDGESTONE SMOOTH 3-PC. DESIGN KIT	LEDGESTONE XL 3-PC. DESIGN KIT	XL SMOOTH 3-PC. DESIGN KIT
PAVINGSTONE SHAPE				
ACTUAL SIZE (inches) 2 3/8 Thick - unless noted	9 3/32 x 13 5/8 - 50 pcs. 9 3/32 x 9 3/32 - 60 pcs. 4 17/32 x 9 3/32 - 130 pcs.	9 3/32 x 13 5/8 - 50 pcs. 9 3/32 x 9 3/32 - 60 pcs. 4 17/32 x 9 3/32 - 130 pcs.	15 3/4 x 23 5/8 - 20 pcs. 15 3/4 x 15 3/4 - 30 pcs. 7 7/8 x 15T	15 3/4 x 23 5/8 - 20 pcs. 15 3/4 x 15 3/4 - 30 pcs. 7 7/8 x 15 3/4 - 30 pcs.
WEIGHT PER CUBE (lbs.)	3,078	3,078	3,538 (Pallet Incl.)	3,538 (Pallet Incl.)
SQUARE FT. PER CUBE	114	114	129	129
PIECES PER CUBE	240	240	80	80
PRICE PER SQUARE FOOT	Standard	Standard	Standard	Standard
	Color Plus	Color Plus	Color Plus	Color Plus
	Premier	Premier	Premier	Premier



	LEDGESTONE 6X9	LEDGESTONE 4 1/2 X 9	LEDGESTONE SMOOTH 4 1/2 X 9	LEDGESTONE 18 X 18	LEDGESTONE SMOOTH 18 X 18
PAVINGSTONE SHAPE					
ACTUAL SIZE (inches) 2 3/8 Thick - unless noted	6 x 9	4 17/32 x 9 3/32	4 17/32 x 9 3/32	18 3/16 x 18 3/16	18 3/16 x 18 3/16
WEIGHT PER CUBE (lbs.)	3,051	3,030	3,030	2,411 (Pallet Incl.)	2,411 (Pallet Incl.)
SQUARE FT. PER CUBE	113	114 (Linear Ft. • Soldier: 151 / Sailor: 303.1)	114 (Linear Ft. • Soldier: 151 / Sailor: 303.1)	88	88
PIECES PER CUBE	300	400	400	40	40
SQUARE FT. PER BAND	22.6	22.8	22.8	44	44
PIECES PER BAND	60	80	80	20	20
BANDS PER CUBE	5	5	5	2	2
PRICE PER SQUARE FOOT	Standard	Standard		Standard	Standard
	Color Plus	Color Plus	Color Plus	Color Plus	Color Plus
	Premier	Premier	Premier	Premier	Premier

	XL SMOOTH 15 3/4 X 23 5/8	24 X 24 SMOOTH (Rooftop Paver)	XL SMOOTH 24 X 36	BRICK ALLEY
PAVINGSTONE SHAPE				
ACTUAL SIZE (inches) 2 3/8 Thick - unless noted	15 3/4 x 23 5/8	2" Thick 24" x 24"	23 5/8 x 35 7/16	2 5/8 x 7 7/8
WEIGHT PER CUBE (lbs.)	2,816 (Pallet Incl.)	2,200 (Pallet Incl.)	2,314 (Pallet Incl.)	1,855
SQUARE FT. PER CUBE	103	80	81	67 (Linear Ft. • Soldier: 102.4 Sailor: 307.1)
PIECES PER CUBE	40	20	14	468
SQUARE FT. PER BAND	51.5	40	40.5	11.1
PIECES PER BAND	20	10	7	78
BANDS PER CUBE	2	2	2	6
PRICE PER SQUARE FOOT	Standard	Natural	Standard	Standard
	Color Plus	Color Plus	Color Plus	Color Plus
		Premier	Premier	


6X12 BULLNOSE		LEDGESTONE CAP WITH ARMORTEC®		12X24 CAP	13X27 CAP
PAVINGSTONE SHAPE					
ACTUAL SIZE (inches) 2 3/8 Thick - unless noted	6 x 12	19 1/8 x 19 1/8 - 8 pcs. • 18 3/4 x 16 1/2 - 8 pcs. 16 x 13 3/4 - 16 pcs. • 11 7/11 x 9 3/8 - 16 pcs.		12 9/16 X 24	13 x 27
WEIGHT PER CUBE (lbs.)	2,146 (Pallet Incl.)	2 3/8" Thick • All caps 12 9/16" Depth		1,845 (Pallet Incl.)	2,230 (Pallet Incl.)
SQUARE FT. PER CUBE	78	All four pieces are conveniently packaged on one pallet. One cube contains 8 corner units that can be used as a right or left corner, and as regular units.		60 Linear Ft.	67.5 Linear Ft.
PIECES PER CUBE	156	Straight, curved, circular and serpentine designs can be easily created with these four larger configurations - three trapezoidal and one square. With deep, bluestone-like clefts, this multi-use option can be used for pool coping, steps, wall caps and pavingstone borders.		30	30
SQUARE FT. PER BAND	26	Linear Ft. Per Cube: 58.3 • Pieces Per Cube: 48		20 Linear Ft.	22.5 Linear Ft.
PIECES PER BAND	52	Total Weight: 1,660 lbs. (Pallet Incl.)		10	10
BANDS PER CUBE	3			3	3
PRICE PER SQUARE FOOT	Standard	PRICE PER LINEAR FOOT	Standard	Standard	Standard
	Color Plus		Color Plus	Color Plus	Color Plus
	Premier		Premier	Premier	Premier

OMEGA WALL SYSTEM

All wallstones are sold with pallets included except the following: Olde English Double-Sided Tumbled Wall

OMEGA NATURAL STONE 7" DOUBLE-SIDED WALLSTONES				OMEGA NATURAL STONE COLUMN KIT	
WALLSTONE SHAPE					
ACTUAL SIZE (inches)	ALL: 7H x 10D • 1: 12W / 8W • 2: 8W / 6W • CORNER: 7W / 7W 4: 11W / 9W • 5: 14W FRONT / 14W REAR / 9 3/4W SIDE			22 x 22 (Width) 42 to 49 (Height)	
FACE SQ. FT. PER PALLET	Single Sided 22.46			N/A	
FACE SQ. FT. PER LAYER	Designed to be sold by Full Cube or Layer			N/A	
WEIGHT PER CUBE (lbs.)	Double-Sided: 4.00 Face Sq. Ft. Per Layer • Single-Sided: 4.492 Face Sq. Ft. Per Layer			1,935	
DEGREES FROM VERTICAL	Weight Per Pallet: 2,115 lbs. • 0° or Optional 5/8" Setback (5.95°)			N/A	
UNITS PER PALLET	1: 15 • 2: 15 • CORNER: 5 • 4: 5 • 5: 5			32	
STYLE	NATURAL			NATURAL	
PRICE PER	Standard	/face sq. ft.		Standard	/kit
	Color Plus	/face sq. ft.		Color Plus	/kit

28 pieces required to build a 22 in. x 22 in. column 3 ft. 6 in. above ground with one course buried. 32 pieces allow you to build a column 4 ft. 1 in. above ground. Just add our Cambridge Natural Stone or Cast Stone Caps (not included). To add an electrical fixture, a 6 in. cavity is left in the center of the column for wiring.

OMEGA NATURAL STONE 3 1/2" DOUBLE-SIDED WALLSTONES			
WALLSTONE SHAPE			
ACTUAL SIZE (inches)	ALL: 3 1/2 H x 10D • 1: 12W / 8W • 2: 8W / 6W • CORNER: 7W / 7W 4: 11W / 9W • 5: 14W FRONT / 14W REAR / 9 3/4W SIDE		
FACE SQ. FT. PER PALLET	Single Sided 22.46		
FACE SQ. FT. PER LAYER	Designed to be sold by Full Cube or Layer		
WEIGHT PER CUBE (lbs.)	Double-Sided: 2.00 Face Sq. Ft. Per Layer • Single-Sided: 2.25 Face Sq. Ft. Per Layer • Weight Per Pallet: 2,095 lbs.		
DEGREES FROM VERTICAL	0° or Optional 5/8" Setback (5.95°)		
UNITS PER PALLET	1: 30 • 2: 30 • CORNER: 10 • 4: 10 • 5: 10		
STYLE	NATURAL		
PRICE PER	Standard	/face sq. ft.	
	Color Plus	/face sq. ft.	

OMEGA® DOUBLE-SIDED MULTI-FACE DESIGN

Avail. in 7" & 3 1/2" heights

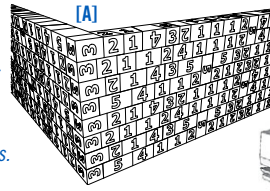
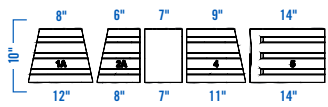
20 DIFFERENT NATURAL STONE TEXTURES!

5 basic wallstones. Letter on the wallstone, denotes different natural stone textures.

NOTE: [A] The #3 block has no marking. #3 block is the corner, textured on 3 sides and can be used as end of wall, or as a standard wallstone.

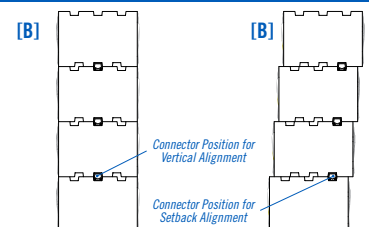
[B] Omega wallstones used as retaining wall should be built as a setback or near vertical unless you have consulted & designed an engineered plan for a full vertical position based on the criteria of your wall installation.

- The #2 block- 2A is a right angle stone, 2B-1 & 2B-2 are left angle stones.
- The #5 block is textured on 3 sides. #5 can be used as end of wall, vertical jumper, or as a standard wallstone.



- Omega Natural Stone 7": for walls up to 3ft high or engineered walls of any height (with connectors & geogrid)
- Omega Natural Stone Column Kits can be utilized
- 1 cube of Omega Natural Stone 7" yields 20 double-sided face ft.

CAMBRIDGE CONNECTOR CLIPS ARE INCLUDED WITHIN THE PALLET (45 connectors for Omega 7" Natural Stone Wall)



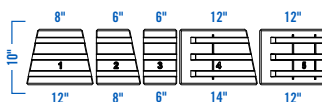
	OMEGA SMOOTH 6" DOUBLE-SIDED	OMEGA SMOOTH CAP	OMEGA SMOOTH COLUMN KIT
WALLSTONE SHAPE			
ACTUAL SIZE (inches)	ALL: 6H x 10D 1: 12W / 8W • 2: 8W / 6W • 3: 6W / 6W 4: 14W / 12W • 5: 12W / 12W	12W x 13D x 3H	22 x 22 (Width) 48 to 60 (Height)
FACE SQ. FT. PER PALLET	Single Sided 26.67	N/A	N/A
FACE SQ. FT. PER LAYER	Designed to be sold by Full Cube or Layer Double-Sided: 4.83 Face Sq. Ft. Per Layer Single-Sided: 5.33 Face Sq. Ft. Per Layer	N/A	N/A
WEIGHT PER CUBE (lbs.)	Weight Per Pallet: 2,715 Lbs.	2,160 (36 Lbs. Per Pc.)	2,385
DEGREES FROM VERTICAL	0° or Optional 5/8" Setback (5.95°)	N/A	N/A
UNITS PER PALLET	1: 20 • 2: 10 • 3: 10 • 4: 10 • 5: 10	60	45
STYLE	SMOOTH	SMOOTH	SMOOTH
PRICE PER	Standard /face sq. ft. Color Plus /face sq. ft.	Standard /kit Color Plus /kit	Standard /kit Color Plus /kit



36 pieces required to build a 22 in. x 22 in. column 4 ft. above ground with one course buried. 45 pieces allow you to build a column up to 5ft above ground. Just add our Cambridge Natural Stone or Cast Stone Caps (not included). To add an electrical fixture, a 6 in. cavity is left in the center of the column for wiring.

OMEGA® DOUBLE-SIDED MULTI-FACE DESIGN

5 basic wallstones (1, 2, 3, 4, 5) with optional cap & column kit available.



Available in 6" height

• Omega Smooth 6": for walls up to 3ft high or engineered walls of any height (with connectors & geogrid)

• Omega Smooth 6" Column Kits can be utilized

• Omega Smooth uses the Smooth Cap

• 1 cube of Omega Smooth 6" yields 24.17 double-sided face ft.

CAMBRIDGE CONNECTOR CLIPS ARE INCLUDED WITHIN THE PALLET (60 connectors for Omega Smooth 6" Wall)


NOTE:

[A] The #4 block is the corner or can be used as a standard wallstone.

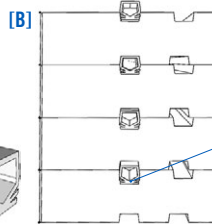
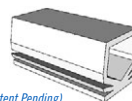
[B] Omega Smooth wallstones used as retaining wall should be built as a setback or near vertical unless you have consulted & designed an engineered plan for a full vertical position based on the criteria of your wall installation.

• All stones can be used in the wall.

• The #5 block can be used as end of wall, vertical jumper, cut to fit the end of wall, or as a standard wallstone.



Cambridge Connector Clip Detail (Patent Pending)



Connector Position for Vertical Alignment

Connector Position for Setback Alignment

OLDE ENGLISH WALLSYSTEM

	OLDE ENGLISH™ DOUBLE-SIDED TUMBLED WALL	NON-TUMBLED OLDE ENGLISH™ WALL	NON-TUMBLED OLDE ENGLISH™ WALL
WALLSTONE SHAPE			
ACTUAL SIZE (inches)	4H x 8D x 12L	4H x 8D x 12L	4H x 8D x 20L
FACE SQ. FT. PER BLOCK	.33	.33	.56
FACE SQ. FT. PER PALLET	32	27	23.3
WEIGHT PER CUBE (lbs.)	2,880	2,450 (Pallet Incl.)	2,190 (Pallet Incl.)
DEGREES FROM VERTICAL	0°	0°	0°
UNITS PER PALLET	96	81	42
STYLE	N/A	N/A	N/A
PRICE PER PIECE	Standard Color Plus	Standard Color Plus	Standard Color Plus

CAMBRIDGE PINS

For Engineered Walls

6 1/2"



1 Box = 1,440 Pins (16 bags of 90 Pins per bag) FULL BOXES ONLY

PRICE PER BOX

NOTE: Plus Wallstones CANNOT be mixed with the Classic Wallstones.

The South Amboy Wall Systems are exact full heights versus nominal. MaytRx, Pyzique & Sigma Walls are available in Split Face only.

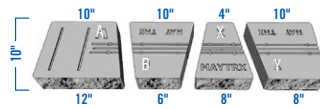
MAYTRX CLASSIC WALL SYSTEM

MAYTRX 6" DOUBLE-SIDED		MAYTRX 6" STRETCHER STONE	
WALLSTONE SHAPE			
ACTUAL SIZE (inches)	ALL: 6H x 10D A: 10W / 12W • B: 10W / 6W X: 8W / 4W • Y: 10W / 8W	6H x 10D Front Face: 16" • Rear Face: 12"	
FACE SQ. FT. PER PALLET	Single Sided 33.4	Single Sided 32.0	
FACE SQ. FT. PER LAYER	Designed To Be Sold By Full Cube Or Layer. Double-Sided: 7.09 Face Sq. Ft. Per Layer Single-Sided: 8.35 Face Sq. Ft. Per Layer	0.66 (per block)	0.58 (per block)
WEIGHT PER CUBE (lbs.)	Weight Per Pallet: 2,960 Lbs. 0° or Optional 3/4" Setback (7.1°)	2,920	
DEGREES FROM VERTICAL		0° or OPTIONAL 3/4" SETBACK (7.1°)	
UNITS PER PALLET	A: 20 • B: 20 • X: 20 • Y: 20	48	
STYLE	SPLIT FACE	SPLIT FACE	
PRICE PER FACE SQ. FT.	Standard	Standard	
	Color Plus		

MAYTRX® DOUBLE-SIDED MULTI-FACE DESIGN

Available in 6" height


4 Basic wallstones (A, B, X & Y) with optional caps, corners & stretcher stones available in Split Face.




- Maytrx 6": For walls up to 3 ft. high (without pins) or engineered walls of any height (with pins and geogrid).
- Maytrx 6" can be mixed and matched for walls up to 3 ft. high (without pins) or engineered walls of any height (with pins and geogrid).
- 1 cube of Maytrx 6" yields 28.4 double-sided face ft.

NOTE: Maytrx 6" Walls can be used as vertical walls with pins!

SIGMA CLASSIC WALL SYSTEM



SIGMA 8"	
WALLSTONE SHAPE	
ACTUAL SIZE (inches)	8H x 12D x 18L
FACE SQ. FT. PER BLOCK	1
FACE SQ. FT. PER PALLET	36
WEIGHT PER CUBE (lbs.)	2,606
DEGREES FROM VERTICAL	6°
UNITS PER PALLET	36
STYLE	SPLIT FACE
PRICE PER PIECE	Standard
	Color Plus

SIGMA CLASSIC CORNERS


SIGMA 8" CORNER	
WALLSTONE SHAPE	
ACTUAL SIZE (inches)	8H x 14D x 8L Right & Left Corners
WEIGHT PER CUBE (lbs.)	1,310
DEGREES FROM VERTICAL	0°
UNITS PER PALLET	18
STYLE	SPLIT FACE
PRICE PER PIECE	Standard
	Color Plus

WALLCAPS CLASSIC




All caps can be used on ALL wallstones

	DOUBLE-SIDED CAP	SINGLE-SIDED CAP
SHAPE		
ACTUAL SIZE (inches)	3H x 13D x 12W	3H x 12D x 18W
FACE SQ. FT. PER BLOCK	0.25	0.38
FACE SQ. FT. PER PALLET	60 - Linear Feet	60 - Linear Feet
WEIGHT PER CUBE (lbs.)	2,200	2,040
DEGREES FROM VERTICAL	N/A	N/A
UNITS PER PALLET	60	40
STYLE	SPLIT FACE	SPLIT FACE
PRICE PER PIECE	Standard	Standard
	Color Plus	Color Plus

PYZIQUE WALL SYSTEM



PYZIQUE DOUBLE-SIDED	
SHAPE	One Unit Creates Wall, Corner & Cap. Max. Wall Height: 3 ft. Front & Back Side Can be used for Inside or Outside Radius. 
ACTUAL SIZE (inches)	Rear Face: 4H x 9D x 7L • Front Face: 4H x 9D x 11L
FACE SQ. FT. PER BLOCK	Back Side: .19 • Front Side: .31
FACE SQ. FT. PER PALLET	30 Face Sq. Ft • 90 Lin. Ft (Double-Sided Straight Wall)
WEIGHT PER CUBE (lbs.)	3,201
DEGREES FROM VERTICAL	0° or Optional 5/8" Setback (9°)
UNITS PER PALLET	120
STYLE	SPLIT FACE
PRICE PER PIECE	Standard
	Color Plus

SIGMA PLUS WALLSYSTEM

	SIGMA 6" PLUS	SIGMA 8" PLUS	SIGMA 8" PLUS SMOOTH
WALLSTONE SHAPE			
ACTUAL SIZE (inches)	6H x 12D x 16L	8H x 12D x 18L	8H x 12D x 18L
FACE SQ. FT. / BLOCK	0.67	1	1
FACE SQ. FT. / PALLET	32	48	32
WEIGHT / CUBE (lbs.)	2,253 (46 Lbs. Per Pc.)	3,261 (67 Lbs. Per Pc.)	2,189 (68 Lbs. Per Pc.)
DEGREES FROM VERT.	1.7° OPT. or 6° SET BACK	6°	6°
UNITS PER PALLET	48	48	32
PRICE PER PIECE	SPLIT FACE		SPLIT FACE
	Standard	Standard	Standard
	Color Plus	Color Plus	Color Plus



UPGRADED DESIGN! 2 knob set connection system with filled stone interlock in both near vertical and setback configuration. Vertical side inset steps in, a setback wall is possible by removing the knobs that are used only for setback. NOTE: 3rd knob is for packaging purposes only.

SIGMA PLUS CORNERS

	SIGMA 8" PLUS CORNER	SIGMA 8" PLUS SMOOTH CORNER
WALLSTONE SHAPE		
ACTUAL SIZE (inches)	8H x 18D x 8L Right & Left Corners	8H x 18D x 8L Right & Left Corners
WEIGHT / CUBE (lbs.)	1,696	1,696
DEGREES FROM VERT.	0°	0°
UNITS PER PALLET	16	16
PRICE PER PIECE	SPLIT FACE	
	Standard	Standard
	Color Plus	Color Plus

NOTE: Sigma 8" Plus Corner – Full size corners, no cuts needed to stay on bond from corner.

MAYTRX PLUS WALL

	MAYTRX 6" PLUS DOUBLE-SIDED	MAYTRX 6" PLUS STRETCHER STONE
WALLSTONE SHAPE	 NOTE: PACKED 5 LAYERS PER PALLET	
ACTUAL SIZE (inches)	ALL: 6H x 10D A: 10W / 12W • B: 10W / 6W X: 8W / 4W • Y: 10W / 8W	6H x 10D Front Face: 16" • Rear Face: 12"
FACE SQ. FT. / PALLET	Single Sided 33.4	Single Sided 32.0
FACE SQ. FT. / LAYER	Designed To Be Sold By Full Cube Or Layer. Double-Sided: 5.67 Face Sq. Ft. Per Layer Single-Sided: 6.67 Face Sq. Ft. Per Layer	0.66 (per block) 0.58 (per block)
WEIGHT / CUBE (lbs.)	Weight Per Pallet: 3,089 Lbs. 0° or Optional 3/4" Setback (7.1°)	2,920
DEGREES FROM VERT.		0° or OPT. 3/4" SETBACK (7.1°)
UNITS PER PALLET	A: 20 • B: 20 • X: 20 • Y: 20	48
PRICE PER FACE SQ. FT.	SPLIT FACE	
	Standard	Standard
	Color Plus	Color Plus
	Premier	

GARDEN WALL




	GARDEN WALL
	One Unit Creates Wall, Corner & Cap. Max. Wall Height: 3 Ft. Front & Back Side Can Be Used For Inside Or Outside Radius. 
ACTUAL SIZE (inches)	Rr. Face: 4H x 8D x 7 3/4 L Fr. Face: 4H x 8D x 11 1/2 L
FACE SQ. FT. / BLOCK	Fr. Face: .32 • Rr. Face: .22
FACE SQ. FT. / PALLET	38.5 Face Sq. Ft.
WGHT. / CUBE (lbs.)	3,165
DEGREES FROM VERT.	0°
UNITS PER PALLET	120
PRICE PER PIECE	SPLIT FACE
	Standard
	Color Plus

NOTE: All caps can be used on ALL wallstones

WALL CAPS PLUS

	DOUBLE-SIDED PLUS CAP	SINGLE-SIDED PLUS 13" CAP
WALLSTONE SHAPE		
ACTUAL SIZE (inches)	3H x 13D x 12W	3H x 13D x 18W
FACE SQ. FT. / BLOCK	0.25	0.38
FACE SQ. FT. / PALLET	60 - Linear Feet	63 - Linear Feet
WEIGHT / CUBE (lbs.)	2,200 (36 Lbs. Per Pc.)	2,397 (56 Lbs. Per Pc.)
DEGREES FROM VERT.	N/A	N/A
UNITS PER PALLET	60	42
PRICE PER PIECE	SPLIT FACE	SPLIT FACE
	Standard	Standard
	Color Plus	Color Plus
	Premier	

CURBSTONE & EDGESTONE

	BELGIUM CURBSTONE	EDGESTONE	EDGESTONE PLUS
SHAPE			
ACTUAL SIZE (inches)	4" Thick 8 H x 10 W	2 3/8" Thick 8 H x 6 W	2 3/8" Thick 8 H x 6 W
LINEAR FT. PER CUBE	52.5	120	120
WEIGHT / CUBE (lbs.)	1,640	2,200	2,200
UNITS PER PALLET	63	240	240
PRICE PER PIECE	Standard	Standard	Standard
PRICE PER CUBE	Standard	Standard	Standard
			Color Plus
			Color Plus

NOTE: All wallstones are sold with pallets included, except Olde English Double-Sided Tumbled Wall.

PRE-PACKAGED COLUMN KIT PLUS

PRE-PACKAGED COLUMN KIT PLUS

Each kit is conveniently pre-packaged with Cambridge 6 inch column wallstones to build one 22 in. x 22 in. column, 4 ft. high above ground with one course buried. Just add our cap and hat kit or Cambridge Natural Stone or Cast Stone Caps (NOT INCLUDED). To add an electrical fixture, a 6 in. cavity is left in the center of the column for wiring.

SIZE (inches)	22 x 22 (W), 48 (H)
TOTAL WGHT. (lbs.)	2,016
PALLET SIZE	1
UNITS PER PALLET	36
PRICE PER KIT	SPLIT FACE
	Standard
	Color Plus
	Premier




NATURAL STONE TEXTURES BY COLOR

Natural Cleft	Cumberland Grey
Thermal	Blackburn, Cumberland Blue, Cumberland Brown, Hampton Brown, Hampton Mocha
Smooth	Rainbow

**** All Natural Stone prices are subject to change at any point during the year, due to international freight and tariff charges. ****

NATURAL STONE 7-PC PATTERN *DESIGN KIT*



**The quantities provided allow for a nominal 1/2" to 1" or more of joint width.*

COLOR	Cumberland Brown	Cumberland Grey	Hampton Brown	Rainbow
THICKNESS (inches)	1 1/4	1	1	1
WEIGHT PER CUBE (lbs.)	3,508	2,555	2,400	2,350
SQUARE FT. PER CUBE*	200	200	200	200
PRICE PER SQUARE FOOT				


NATURAL STONE SLABS *SOLD INDIVIDUALLY*



**The quantities provided allow for a nominal 1/2" to 1" or more of joint width.*


COLOR	Cumberland Blue (1" Thick)			Cumberland Brown (1 1/4" Thick)			Cumberland Grey (1" Thick)		
DIMENSIONS	[A]	[B]	[C]	[A]	[B]	[C]	[A]	[B]	[C]
WEIGHT PER CUBE (lbs.)	2,765	1,840	2,765	3,475	2,315	2,315	2,765	1,840	2,765
SQUARE FT. PER CUBE*	216	144	216	198	132	132	216	144	216
PRICE PER SQUARE FOOT									

TRAVERTINE 4-PC FRENCH PATTERN *DESIGN KIT* | *BULLNOSE TREAD*



***NOTE: Blue Marble is sandblasted marble, not travertine.**

COLOR	Blue Marble	Silver	Walnut
THICKNESS (inches)	1 1/4	1 1/4	1 1/4
WEIGHT PER CUBE (lbs.)	2,870	2,870	2,870
SQUARE FT. PER CUBE*	176	176	176
PRICE PER SQUARE FOOT			



***NOTE: Blue Marble is sandblasted marble, not travertine.**

COLOR	Blue Marble	Silver	Walnut
THICKNESS (inches)	2	2	2
WEIGHT PER CUBE (lbs.)	1,850	1,850	1,850
TREADS PER CUBE	30	30	30
PRICE PER TREAD			

OUTDOOR PORCELAIN TILE SLAB



Available in Grey Mountain, Silver Lake and White Mountain

DIMENSIONS	23 5/8" x 23 5/8" (64 pieces)
THICKNESS (inches)	3/4
WEIGHT PER CUBE (lbs.)	2,400
PER CUBE	256 sq. ft.
PRICE	/sq. ft.

ITALIAN BELLA BLUESTONE



SLAB SIZES

[A] 11 1/2" x 23 1/2" (114 pieces)
[B] 23 1/2" x 23 1/2" (38 pieces)
[C] 23 1/2" x 35 1/2" (38 pieces)

TREAD SIZES

[D] 12" x 48"
[E] 12" x 60"
[F] 12" x 72"

[A]	[B]	[C]	[D]	[E]	[F]
1	1	1	2	2	2
2,965	1,980	2,965	3,745	4,680	3,745
228 sq. ft.	152 sq. ft.	228 sq. ft.	36 pcs.	36 pcs.	24 pcs.
/sq. ft.	/sq. ft.	/sq. ft.	/pc.	/pc.	/pc.

NATURALSTONE STEPPING STONES

COLOR	Buff	Cumberland Gold	Cumberland Grey
DIMENSIONS	ALL 1 1/4" THICK - Sizes of the 6 pieces average 18" x 24"		
WEIGHT PER STEPPING STONE (lbs.)	48		
WEIGHT PER PALLET (lbs.)	1,460		
PRICE PER STEPPING STONE			
PRICE PER PALLET			

Available in Buff, Cumberland Gold and Cumberland Grey

30 Stepping Stones of One Color
(Sold In Full Pallets Only)



NATURALSTONE FLAT COLUMN CAP

CAMBRIDGE NATURAL STONE ROCK FACE FLAT COLUMN CAP



24" x 24" x 2" and 26" x 26" x 2"

18 Caps of One Color (Sold In Full Pallets Only)

COLOR	Blackburn		Cumberland Blue		Cumberland Brown		Cumberland Grey		Hampton Brown		Hampton Mocha		Rainbow	
DIMENSIONS - 2" Thick	24" x 24"	26" x 26"	24" x 24"	26" x 26"	24" x 24"	26" x 26"	24" x 24"	26" x 26"	24" x 24"	26" x 26"	24" x 24"	26" x 26"	24" x 24"	26" x 26"
WEIGHT PER PIECE (lbs.)	113	131	124	145	114	134	115	134	112	138	112	138	95	111
WEIGHT PER PALLET (lbs.)	2,034	2,358	2,268	2,662	2,052	2,412	2,066	2,416	2,016	2,484	2,016	2,484	1,706	1,994
PRICE PER CAP														

NATURALSTONE TREAD

CAMBRIDGE NATURAL STONE 3-SIDED ROCK FACE TREAD & 1 LONG-SIDED BULLNOSE TREADS

12" x 48" x 2"



15 Treads of One Color
(Sold In Full Pallets Only)

12" x 60" x 2"



12 Treads of One Color
(Sold In Full Pallets Only)

12" x 72" x 2"



12 Treads of One Color
(Sold In Full Pallets Only)


COLOR	Blackburn			Cumberland Blue			Cumberland Brown			Cumberland Grey			Hampton Brown			Hampton Mocha			Rainbow		
DIMENSIONS - 2" Thick	12"x48"	12"x60"	12"x72"	12"x48"	12"x60"	12"x72"	12"x48"	12"x60"	12"x72"	12"x48"	12"x60"	12"x72"	12"x48"	12"x60"	12"x72"	12"x48"	12"x60"	12"x72"	12"x48"	12"x60"	12"x72"
WEIGHT PER TREAD (lbs.)	112	140	170	130	162	193	136	145	170	115	145	172	112	140	168	112	140	168	95	118	140
WEIGHT PER PALLET (lbs.)	1,680	1,680	2,040	1,940	1,940	2,318	2,040	1,740	2,040	1,730	1,730	2,066	1,680	1,680	2,016	1,680	1,680	2,016	1,425	1,416	1,680
PRICE / TREAD (3-SIDED ROCK FACE)																					
PRICE / TREAD (1 LONG-SIDED BULLNOSE)							N/A	N/A	N/A	N/A	N/A	N/A									

NATURALSTONE STEP

CAMBRIDGE NATURAL STONE 3-SIDED ROCK FACE STEP


48" Wide x 16" Deep x 6" Thick

6 Steps of One Color
(Sold In Full Pallets Only)



72" Wide x 16" Deep x 6" Thick

4 Steps of One Color
(Sold In Full Pallets Only)



COLOR	Blackburn		Cumberland Brown		Cumberland Grey		Hampton Brown	
DIMENSIONS	48" Wide 16" Deep 6" Thick	72" Wide 16" Deep 6" Thick	48" Wide 16" Deep 6" Thick	72" Wide 16" Deep 6" Thick	48" Wide 16" Deep 6" Thick	72" Wide 16" Deep 6" Thick	48" Wide 16" Deep 6" Thick	72" Wide 16" Deep 6" Thick
WEIGHT PER STONE (lbs.)	467	700	475	707	467	700	459	688
WEIGHT PER PALLET (lbs.)	2,800	2,800	2,850	2,828	2,800	2,800	2,752	2,752
PRICE PER STEP								

PRE-PACKAGED COLUMN KITS



PRE-PACKAGED COLUMN KIT

Each kit is conveniently pre-packaged with Cambridge 6 inch column wallstones to build one 22 in. x 22 in. column, 4 ft. high above ground with one course buried. Just add our cap and hat kit or Cambridge Natural Stone or Cast Stone Caps (NOT INCLUDED). To add an electrical fixture, a 6 in. cavity is left in the center of the column for wiring.

SIZE (inches)	22 x 22 (Width), 48 (Height)	
TOTAL WEIGHT (lbs.)	2,016	
PALLET SIZE	1	
	SPLIT FACE	
PRICE PER KIT	Standard	
	Color Plus	

PRE-PACKAGED COLUMN KIT CAP & HAT

For Cambridge Pre-Packaged Column Kit or other column applications. Add a finished cap with or without a second hat dimension (i.e. Cap & Hat). No cutting or splitting is required on either "Cap" or "Hat".

CAP - APPROX. SIZE (inches)	3H x 25D x 25W (4 Pc. Set = 1 Cap)	
HAT - APPROX. SIZE (inches)	3H x 20D x 20W (4 Pc. Set = 1 Hat)	
WEIGHT PER KIT (lbs.)	144 (Cap) 92 (Hat)	
CAP - PRICE PER KIT	SPLIT FACE	
HAT - PRICE PER KIT	SPLIT FACE	



PRE-PACKAGED COLUMN MAILBOX KITS



PRE-PACKAGED MAYTRIX WALL COLUMN MAILBOX KIT

Each kit is conveniently pre-packaged and pre-cut with the required number (44) Cambridge 6 inch column wallstones to build one 22 in. x 22 in. mailbox column 5 ft. high above ground with one course buried. Includes a fiberglass box with powder-coated, forged metal door in an antique bronze finish. No cutting necessary. Just add our cap and hat kit or Cambridge Natural Stone or Cast Stone Caps (NOT INCLUDED).

SIZE IN (inches)	22 x 22 (Width), 60 (Height)	
TOTAL WEIGHT (lbs.)	2,350	
COLUMNS PER PALLET	1	
PRICE PER KIT	SPLIT FACE	



PRE-PACKAGED OLDE ENGLISH WALL COLUMN MAILBOX KIT

Each kit is conveniently pre-packaged and pre-cut with Olde English wallstones to build one 20 in. x 20 in. mailbox column 4 ft. 10 in. high above ground with 2 in. buried. Includes a fiberglass box with powder-coated, forged metal door in an antique bronze finish. No cutting necessary. Just add our cap and hat kit or Cambridge Natural Stone or Cast Stone Caps (NOT INCLUDED).

SIZE IN (inches)	20 x 20 (Width), 58 (Height)	
TOTAL WEIGHT (lbs.)	1,507	
COLUMNS PER PALLET	1	
PRICE PER KIT		



MAILBOX CARE & MAINTENANCE: Many mailbox installations are in areas that expose the mailbox to road salt from snow/ice removal. This can be very damaging to the painted metal surface. Also, locations near the ocean expose the surface to highly corrosive salt air, as well as acid rain, and smog will also damage the painted surface. A periodic cleaning of the painted surface of your mailbox with a mild detergent, water and soft brush will help keep your mailbox looking like new. In addition, a clear spray (no buff) car wax can help protect the painted finish. This process is recommended 2-3 times a year if possible. This quick maintenance will help your mailbox last for many years to come. **Rust, corrosion, wear, and tear are not covered under warranty.**

CAST STONE COLUMN CAPS

Caps are available in two dimensions (24" x 24" and 26" x 26") in Bluestone or Chestnut. On an Olde English Wall Column, a 24" x 24" cap will provide a 2" reveal while a 3" reveal will be achieved with a 26" x 26" cap. On a Cambridge Pre-Packaged Column Kit, a 24" x 24" cap will provide a 1" reveal and a 26" x 26" cap will give a 2" reveal.

CAST STONE FLAT COLUMN CAP

16 Caps of One Color

(Sold In Full Pallets Only)



CAST STONE PYRAMID CAP

8 Caps of One Color

(Sold Individually & in Full Pallets)



CAST STONE LIGHT COLUMN CAP

with flat surface on peak for fixture

8 Caps of One Color

(Sold Individually & in Full Pallets)



SIZE (inches)	24 x 24 (Width) 3 (Thick)		26 x 26 (Width) 3 (Thick)		24 x 24 (Width) 2 5/8 (Thick)		26 x 26 (Width) 2 5/8 (Thick)		24 x 24 (Width) 2 5/8 (Thick)		26 x 26 (Width) 2 5/8 (Thick)	
WEIGHT PER CAP (lbs.)	141		165		183		201		173		191	
WEIGHT PER PALLET (lbs.)	2,306		2,690		1,514		1,658		1,434		1,578	
PRICE PER CAP (SOLD BY THE PALLET)	Chestnut	Bluestone	Chestnut	Bluestone	Chestnut	Bluestone	Chestnut	Bluestone	Chestnut	Bluestone	Chestnut	Bluestone
PRICE PER CAP (SOLD BY THE PIECE)												

CAST STONE STEPPING STONES

Create the look of a natural stone pathway in gardens and other outdoor settings using 6 different, irregularly shaped stepping-stones. Position the stones randomly in a path design of your liking and separate them with grass, pebble stones or mulch.

Available in Bluestone, Chestnut & Boulder Blend.



DIMENSIONS	ALL 2" THICK Sizes of the 6 pieces vary from 15" x 21 1/2" TO 17" x 23 1/2"
WEIGHT PER STEPPING STONE (lbs.)	65
WEIGHT PER PALLET (lbs.)	2,390
PRICE PER STEPPING STONE	
PRICE PER PALLET	

**36 Stepping Stones
of One Color**
(Sold In Full Pallets Only)

CAST STONE STEPS

For maximum convenience in creating landscape steps, the 6" thick steps are available in 48" and 72" lengths (sold separately) and also as a pre-packaged kit containing the ten pieces of cast stone needed to complete a staircase with four steps as shown. A choice of Bluestone or Chestnut will coordinate beautifully with all Cambridge Wall and Pavingstone colors as well as natural stone and other landscape materials.



8 Steps of One Color
(Sold In Full Pallets Only)

6 Steps of One Color
(Sold In Full Pallets Only)

Total Pallets: 1



STEP SIZE	48" CAST STONE STEP	72" CAST STONE STEP
DIMENSIONS	48" Wide 16" Deep 6" Thick	72" Wide 16" Deep 6" Thick
WEIGHT PER STEP (lbs.)	379	569
WEIGHT PER PALLET (lbs.)	3,082	3,489
PRICE PER STEP	Chestnut Bluestone	Chestnut Bluestone

STEP SIZE	48" CAST STONE STAIR KIT	72" CAST STONE STAIR KIT
DIMENSIONS	48" Wide 58" Deep 24" Thick	72" Wide 58" Deep 24" Thick
WEIGHT PER PALLET (lbs.)	2,700	3,286
PRICE PER KIT	Chestnut Bluestone	Chestnut Bluestone

CAST STONE PALISADES 4-PC. STEP SET

From molds inspired by outcrops on cliffs, steep hillsides, mountain ridges, river banks and other bedrock formations and protrusions, the 4 pieces — each having distinctive characteristics of their own — can be stepped back, rotated and positioned in dozens of ways. Up to 8 different face and edge textures can be utilized to build a staircase with a unique, natural appearance.

Available in Bluestone, Chestnut & Boulder Blend.

4 Steps of One Color
(Sold In Full Pallets Only)



DIMENSIONS	48" Wide • 32" Deep • 6" Thick
WEIGHT PER STEP (lbs.)	720
WEIGHT PER PALLET (lbs.)	2,930
PRICE PER STEP	



CAMBRIDGE FULLY-ASSEMBLED KITS*

Most Fully-Assembled Kits are available in 3 colors: Limestone Quarry Blend, Sahara/Chestnut or Toffee/Onyx

THE BERKSHIRE *FULLY-ASSEMBLED* FIREPLACE

THE BERKSHIRE FULLY-ASSEMBLED WOOD-BURNING OUTDOOR FIREPLACE

Made of Olde English wall and Olde English pavingstones with details of contrasting Brandywine Brick Alley pavingstones set in herringbone and linear patterns, this scaled-down fireplace makes a perfect component for a patio or an outdoor living room where available space needs to be addressed in the planning stages. The fireplace comes complete with a stainless steel chimney liner, termination cap, spark screen and log grate.

The Berkshire Fully-Assembled Fireplace Kit is available in 2 styles:

- Toffee/Onyx w/ details of contrasting Brandywine Brick Alley Pavers
- Limestone Quarry Blend w/ details of contrasting Coal Brick Alley Pavers

DIMENSIONS	8' 2 1/2" H • 4' 1 1/2" W 3' 8" D
TOTAL PALLETS	2
TOTAL WEIGHT (lbs.)	6,300
PRICE PER KIT	

OPTIONAL GLASS DOOR FIREPLACE UPGRADE

- Glass door design, no need for screen
- Built-in hearth and custom wood rack

PRICE: Each



OPTIONAL FIREWOOD BOX EXTENSION

(Right & left side sold separately)
DIMS: 35" H, 29 3/4" W, 37" D
TOTAL PALLETS: 1
WEIGHT (lbs.): 1,644

PRICE: Each



OLDE ENGLISH *FULLY-ASSEMBLED* FIREPLACE

OLDE ENGLISH FULLY-ASSEMBLED OUTDOOR FIREPLACE WITH OPTIONAL WATERFALL/FIREWOOD BOX COMBINATION EXTENSIONS

This fireplace provides a sensual sensation that stimulates the spirit of outdoor living by combining the warmth and comfort of a crackling wood fire with the hypnotic sound of a waterfall and the visual appeal of accent lighting right on your patio or within your outdoor living room setting. Note the arched hearth opening and a recessed cast stone diamond-shaped, decorative medallion.

- Made of Cambridge Olde English Wall™ with a Cambridge Bullnose hearth ledge, mantle and chimney top
- Complete with a stainless steel chimney liner, termination cap, spark screen and log grate
- Genuine granite tiles on 4 sides

Olde English Fully-Assembled Fireplace Kits are available in 3 styles:

- Toffee/Onyx w/ Black Uba Tuba Granite & Bluestone Trim
- Sahara/Chestnut w/ Venetian Gold Granite & Chestnut Trim
- Limestone Quarry Blend w/ Black Uba Tuba Granite & Coal Trim

DIMENSIONS	8' 5 1/2" H • 4' 11 7/8" W 4' 7 7/8" D
TOTAL PALLETS	3
TOTAL WEIGHT (lbs.)	7,774
PRICE PER KIT	

OPTIONAL GLASS DOOR FIREPLACE UPGRADE

- Glass door design, no need for screen
- Built-in hearth and custom wood rack

PRICE: \$ Each



OPTIONAL FIREWOOD BOX EXTENSION

(Right & left side sold separately)
DIMS: 38 1/2" H, 34" W, 36" D
TOTAL PALLETS: 1
WEIGHT (lbs.): 1,950
PRICE: \$ Each



OPTIONAL WATERFALL/FIREWOOD BOX EXTENSION

(Right & left side sold separately) Select one color for the lighted waterfall or run all 16 sequentially by remote control.

DIMENSIONS: 42 1/2" H, 34" W, 38 1/4" D
TOTAL PALLETS: 1
WEIGHT (lbs.): 1,880
PRICE: \$ Each (Special Order)

OLDE ENGLISH *FULLY-ASSEMBLED* PIZZA OVEN

OLDE ENGLISH FULLY-ASSEMBLED OUTDOOR PIZZA OVEN

Be the best pizza chef in town and the talk of friends and family! Bake the most delicious, traditional Italian pizza pies, open-faced baguette pizzas, homemade breads as well as roast vegetables and a variety of dishes right in your own backyard... all with authentic, brick oven flavor. The Old World look is further enhanced with an arch design over the wood storage compartment and 2 bands of granite tiles on 4 sides.

- Firebrick-lined wood burning chamber
- A floor containing a special cooking stone eliminates the need to rotate the pizza while it's cooking
- Vented damper adjusts air flow for temperature control
- Stainless steel chimney liner, termination cap and spark screen
- Professional Quality Care & Cooking Package
- Temperature gauge and drop-down doors with heat dissipating, stainless steel handles
- Genuine granite tiles on 4 sides

Olde English Fully-Assembled Pizza Oven Kits are available in 3 styles:

- Toffee/Onyx with Black Uba Tuba Granite and Bluestone Trim
- Sahara/Chestnut with Venetian Gold Granite and Chestnut Trim
- Limestone Quarry Blend with Black Uba Tuba Granite and Coal Trim

DIMENSIONS	7' 8" H • 4' 11 1/2" W 3' 7 3/4" D
TOTAL PALLETS	2
TOTAL WEIGHT (lbs.)	7,212
PRICE PER KIT	

PROFESSIONAL QUALITY CARE & COOKING PACKAGE

- 13" Rectangular pizza peel for inserting and removing your pizza
- 8" Round pizza peel (for rotating pizza; not necessary with Fully-Assembled Pizza Oven)
- Adjustable brush with copper bristles
- Oven rake and ash shovel
- Wall-mounted peel rack



OLDE ENGLISH FULLY-ASSEMBLED PIZZA OVEN / FIREPLACE COMBO

OLDE ENGLISH FULLY-ASSEMBLED OUTDOOR PIZZA OVEN / FIREPLACE COMBO

Combining the best features of an Outdoor Fireplace and Pizza Oven in one attractive cabinet, this unit checks off all the boxes. Open the glass doors to enjoy an open fire. Close the doors and the damper to begin baking delicious traditional Italian pizza pies, open-faced baguette pizzas and homemade breads as well as roast vegetables and a variety of dishes right in your own backyard... all with authentic, brick oven flavor.

- The Fireplace is equipped with High Heat Tempered Glass Doors.
- A floor containing a special cooking stone eliminates the need to rotate the pizza while it's cooking
- Made of Cambridge Olde English Wall and Cambridge Bullnose
- The Oven and Fireplace are Stainless Steel.
- Professional Quality Care & Cooking Package
- Temperature gauge and a drop-down door with heat dissipating, stainless steel handles
- Cast Stone Diamond-shaped decorative medallion
- Genuine granite tiles on 4 sides

Olde English Fully-Assembled Pizza Oven / Fireplace Combo Kits are available in 4 styles:

- Limestone Quarry Blend with Black Uba Tuba Granite and Coal trim
- Sahara/Chestnut Lite with Venetian Gold Granite and Chestnut trim
- Onyx/Natural with Black Uba Tuba Granite and Bluestone trim
- Toffee/Onyx Lite with Black Uba Tuba Granite and Bluestone trim

DIMENSIONS	9' 6" H • 4' 4" W 4' 2" D
TOTAL PALLET	3
TOTAL WEIGHT (lbs.)	8,663
PRICE PER KIT	

OPTIONAL FIREWOOD BOX EXTENSION

(Right & left side sold separately)

DIMENSIONS: 38 1/2" H, 34" W, 36" D

TOTAL PALLET: 1

WEIGHT (lbs.): 1,950

PRICE: \$ Each



**NOTE: Please note that due to their weight, Pizza Oven / Fireplace combos need to be installed using a telehandler or a crane with straps.*



OMEGA SMOOTH FULLY-ASSEMBLED PIZZA OVEN / FIREPLACE COMBO

FULLY-ASSEMBLED OMEGA SMOOTH PIZZA OVEN / FIREPLACE COMBO

- The Fireplace is equipped with High Heat Tempered Glass Doors.
- A floor containing a special cooking stone eliminates the need to rotate the pizza while it's cooking
- Made of Omega Smooth Wall and Cambridge Bullnose
- The Oven and Fireplace are Stainless Steel.
- Professional Quality Care & Cooking Package
- Temperature gauge and a drop-down door with heat dissipating, stainless steel handles

Fully-Assembled Omega Smooth Pizza Oven / Fireplace Combo Kits are available in 4 styles:

- Limestone Quarry Blend with Black Uba Tuba Granite and Coal trim
- Sahara/Chestnut Lite with Venetian Gold Granite and Chestnut trim
- Onyx/Natural with Black Uba Tuba Granite and Bluestone trim
- Toffee/Onyx Lite with Black Uba Tuba Granite and Bluestone trim

DIMENSIONS	9' 6" H • 4' 4" W 4' 2" D
TOTAL PALLET	3
TOTAL WEIGHT (lbs.)	8,663
PRICE PER KIT	

OPTIONAL FIREWOOD BOX EXTENSION

(Right & left side sold separately)

DIMENSIONS: 38 1/2" H, 34" W, 36" D

TOTAL PALLET: 1

WEIGHT (lbs.): 2,117

PRICE: \$ Each



**NOTE: Please note that due to their weight, Pizza Oven / Fireplace combos need to be installed using a telehandler or a crane with straps.*



STONE VENEER FULLY-ASSEMBLED PIZZA OVEN / FIREPLACE COMBO

STONE VENEER FULLY-ASSEMBLED OUTDOOR PIZZA OVEN / FIREPLACE COMBO

For those that prefer a more Natural Stone character, we offer the Cambridge Stone Veneer Pizza Oven / Fireplace Combo with Canyon Ledge Stone Veneer facing and Ledge Stone Wall accenting.

- The Fireplace is equipped with High Heat Tempered Glass Doors.
- A floor containing a special cooking stone eliminates the need to rotate the pizza while it's cooking
- Made of Canyon Ledge Stone Veneer, Ledge Stone Wall and Cambridge Bullnose
- The Oven and Fireplace are Stainless Steel.
- Professional Quality Care & Cooking Package
- Temperature gauge and a drop-down door with heat dissipating, stainless steel handles

Stone Veneer Fully-Assembled Pizza Oven / Fireplace Combo Kits are available in 2 styles:

- Stone Veneer Canyon Ledge Santa Fe & Ledge Stone Wall
- Sahara/Chestnut with Cambridge Bullnose trim Chestnut
- Stone Veneer Canyon Ledge Midnight Slate & Ledge Stone Wall
- Toffee/Onyx with Cambridge Bullnose trim Bluestone

DIMENSIONS	9' 6" H • 4' 4" W 4' 2" D
TOTAL PALLET	3
TOTAL WEIGHT (lbs.)	8,422
PRICE PER KIT	

OPTIONAL FIREWOOD BOX EXTENSION

(Right & left side sold separately)

DIMENSIONS: 38 1/2" H, 34" W, 36" D

TOTAL PALLET: 1

WEIGHT (lbs.): 1,750

PRICE: \$ Each



**NOTE: Please note that due to their weight, Pizza Oven / Fireplace combos need to be installed using a telehandler or a crane with straps.*



MAYTRX PLUS SPLITFACE FULLY-ASSEMBLED FIREPLACE

MAYTRX PLUS SPLIT FACE FULLY-ASSEMBLED FIREPLACE

The New Maytrx Plus Fireplace brings the aesthetic appeal of Maytrx Plus Wall to our Fully Assembled Outdoor Fireplace Kit options while stimulating the spirit of outdoor living by providing the warmth and comfort of a crackling wood fire.

- Made of Maytrx Plus Split Face Wall and Cambridge Bullnose
- Complete with a stainless steel chimney, termination cap, spark screen and log crate

MaytRx Plus Split Face Fully-Assembled Pizza Oven Kits are available in 4 styles:

- Limestone Quarry Blend with Coal trim
- Sahara/Chestnut Lite with Chestnut trim
- Onyx/Natural with Bluestone trim
- Toffee/Onyx Lite with Bluestone trim

DIMENSIONS	8' 2" H • 5' W 3' 8" D
TOTAL PALLETS	3
TOTAL WEIGHT (lbs.)	8,052
PRICE PER KIT	

OPTIONAL FIREWOOD BOX EXTENSION


(Right & left side sold separately)

DIMENSIONS: 35 1/2" H, 34" W, 36" D

TOTAL PALLETS: 1

WEIGHT (lbs.): 2,117

PRICE: \$ Each



**NOTE: Detailed instructions can be found online and are included with components.
Concrete pad must be poured and first course installed prior to placing components.*

FULLY-ASSEMBLED OLDE ENGLISH WALL KITCHEN

Custom Order Only

Custom qualities with fully assembled convenience! Put all of the amenities you need for food preparation, cooking and grilling within arm's reach in the custom configuration that is perfect for you. Whether "L" Shape (as shown), "U" Shape or Straight you can arrange the components to create the kitchen of your dreams. Ready to be joined together, the 4 open-air kitchen modules were designed to achieve a perfect fit using advanced laser technology.

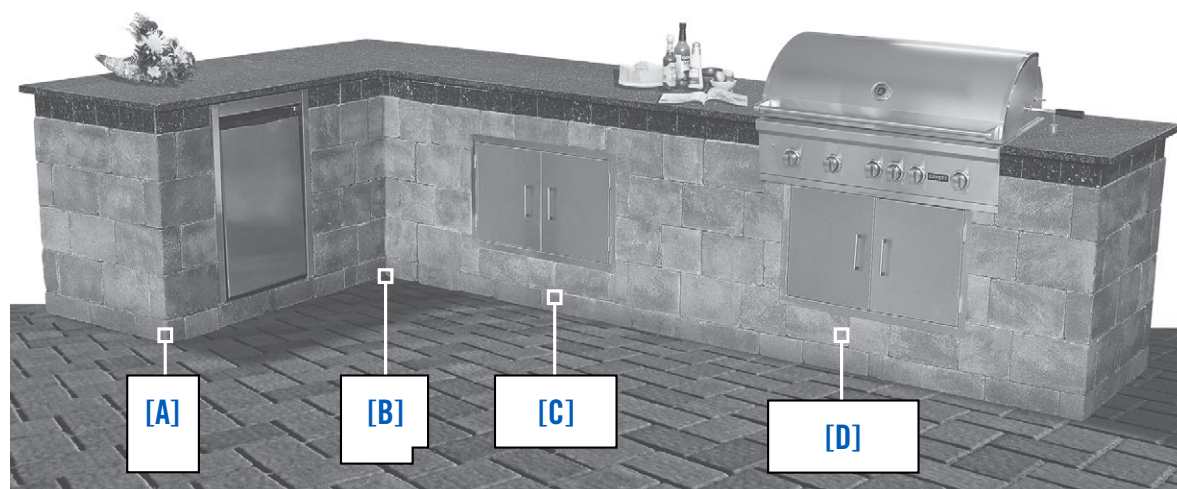
- Made with Cambridge Olde English Wall
- Stainless steel appliances
- Genuine granite tiles on 4 sides

Olde English Fully-Assembled Kitchen Kits are available in 3 styles:

- Toffee/Onyx with Black Uba Tuba Granite
- Sahara/Chestnut with Venetian Gold Granite
- Limestone Quarry Blend with Black Uba Tuba Granite

Available Custom granite colors:

Blue Platinum, Steel (Honed), or Steel (Polished)



**Get your Kitchen Design Template today!
Visit your Authorized Cambridge Distributor.**

STAINLESS STEEL APPLIANCES

- Grill (38" Wide x 20" Deep)
- 5 Burners with 75,000 BTU auto-ignition
- 2 Lights for nighttime cooking
- Rotisserie
- Built-in thermometer
- Warming rack
- Slide-out grease tray
- Refrigerator
- Cabinet access doors

SECTION	[A] REFRIGERATOR CABINET	[B] CORNER UNIT	[C] DOUBLE DOOR CABINET	[D] GRILL CABINET
DIMENSIONS	4' 1/4" L • 3' D • 3' 2" H	3' 6 1/2" L • 3' D • 3' 2" H	5' 1/2" L • 3' D • 3' 2" H	6' 2 1/4" L • 3' D • 3' 2" H
PALLETS	2	2	2	2
WEIGHT (lbs.)	2,415	2,285	2,730	3,470
PRICE PER KIT				

FULLY-ASSEMBLED OUTDOOR GRILL ISLAND

This compact yet versatile gas cooking and grilling component has all of the grand conveniences that barbeque aficionados put on their wish lists — durable Cambridge hardscape materials, a polished granite countertop and a band of granite tiles on 4 sides. Complete with a premium grade, Stainless Steel Appliance Package. Consider placing one alone on a concrete pad or next to a Cambridge Outdoor Pizza Oven for an ultimate backyard cooking experience.

- Made With Olde English Wall
- Genuine granite tiles on 4 sides

Olde English Fully Assembled Grill Islands are available in 3 styles:

- Toffee/Onyx with Black Uba Tuba Granite
- Sahara/Chestnut with Venetian Gold Granite
- Limestone Quarry Blend with Black Uba Tuba Granite

STAINLESS STEEL APPLIANCE PACKAGE

- Grill (38" Wide x 20" Deep)
- 5 Burners with 75,000 BTU auto-ignition
- 2 Lights for nighttime cooking
- Rotisserie
- Built-in thermometer
- Warming rack
- Slide-out grease tray
- Cabinet access doors



DIMENSIONS	6' 3 1/4" L x 3' D x 3' 2" H
TOTAL PALLETS	2
TOTAL WEIGHT (lbs.)	3,985
PRICE PER KIT	



FULLY-ASSEMBLED GAS FIRE TABLE

- Made with Cambridge Olde English Wallstones
- Cambridge Bullnose footrest
- 60" diameter table ring granite (Black Uba Or Venetian Gold)
- Natural Gas or Liquid Propane (Specify at time of order)
- 150K BTU, 24" Penta Burner produces even flame in flower-like pattern
- Includes Lava Rocks (Reflective Fire Glass optional)

CAMBRIDGE REFLECTIVE FIRE GLASS

Ordered separately, these specially designed, oval-shaped, linear beads reflect light and sparkle on the outside when the flame is lit. Their unique shape allows the flames to move freely between each bead following the smooth contours to create a dancing liquid-like display. Choose from Blue, Diamond and Topaz reflective fire glass. Colors can be mixed to create unique designs. See product information on Page 27.



DIMENSIONS	32" Inside Diameter • 60" Outside Diameter • 29" High
TOTAL PALLETS	2
TOTAL WEIGHT (lbs.)	3,092
PRICE PER KIT	(Custom Order)

Olde English Fully-Assembled Fire Table Kits are available in 2 styles:

- Toffee/Onyx with Black Uba Tuba Granite
- Sahara/Chestnut with Venetian Gold Granite



***NOTE:** Do not cover natural gas burner completely with Reflective Fire Glass to ensure your unit will burn properly. Custom Orders cannot be returned or canceled.

FULLY-ASSEMBLED GRAND COLUMN

The multi-dimensional design makes a grand statement from top to bottom. Made of Olde English Wallstones & Pavers with insets of Cambridge 4 x 8 Holland Pavingstones from The KingsCourt Collection set in a herringbone pattern on 4 sides. The column is topped off with Bullnose accent trim from The Crusader Collection under a Cambridge Cast Stone Light Cap. Available in 2 sizes — Large (32" x 32", 56" high) and Extra Large (42" x 42", 68" high) — to meet your individual needs. Shown in Extra Large with optional Column Mailbox Insert.

COLUMN SIZE	LARGE	EXTRA LARGE
DIMENSIONS	32" x 32" x 56" High	42" x 42" x 68" High
TOTAL PALLETS	1	1
TOTAL WEIGHT (lbs.)	2,350	4,057
PRICE PER KIT	(Custom Order)	(Custom Order)
WITH MAILBOX	(Custom Order)	(Custom Order)

Olde English Fully-Assembled Grand Column Kits are available in 2 styles:

- Toffee/Onyx with Bluestone Trim
- Sahara/Chestnut with Chestnut Trim



***NOTE:** Custom Orders cannot be returned or canceled.

FULLY-ASSEMBLED STONE VENEER KITS*

All Fully Assembled Stone Veneer Kits Are Available In 2 Colors: Midnight Slate and Santa Fe

FULLY-ASSEMBLED STONE VENEER FIREPLACE

FULLY-ASSEMBLED STONE VENEER OUTDOOR FIREPLACE WITH OPTIONAL FIREWOOD BOX COMBINATION EXTENSIONS

For those interested in more natural stone character — this wood-burning fireplace version that features Cambridge Stone Veneer facing in Canyon Ledge and Ledgestone Wall accenting is the perfect fit for you. Two of our most popular trendsetters are paired-up for a look that's unique to Cambridge.

- Made of Stone Veneer Canyon Ledge & Ledgestone Wall with a Bullnose hearth ledge, mantle & chimney top
- Complete with a Stainless Steel Chimney Liner, Termination Cap, Spark Screen & Log Grate

OPTIONAL GLASS DOOR FIREPLACE UPGRADE

- Glass door design, no need for screen
- Built-in hearth and custom wood rack

PRICE: \$ Each



OPTIONAL FIREWOOD BOX EXTENSION

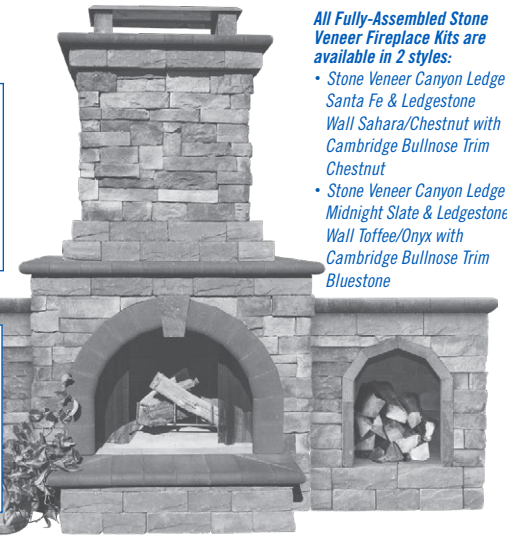
(Right & left side sold separately)

DIMENSIONS: 38 1/2" H, 34" W, 36" D

TOTAL PALLET: 1

WEIGHT (lbs.): 1,750

PRICE: \$ Each



All Fully-Assembled Stone Veneer Fireplace Kits are available in 2 styles:

- Stone Veneer Canyon Ledge Santa Fe & Ledgestone Wall Sahara/Chestnut with Cambridge Bullnose Trim Chestnut
- Stone Veneer Canyon Ledge Midnight Slate & Ledgestone Wall Toffee/Onyx with Cambridge Bullnose Trim Bluestone

DIMENSIONS	8' 5 1/2" H • 4' 11 7/8" W 4' 7 7/8" D
TOTAL PALLET	3
TOTAL WEIGHT (lbs.)	7,747
PRICE PER KIT	

FULLY-ASSEMBLED STONE VENEER KITCHEN

Custom Order Only

FULLY-ASSEMBLED STONE VENEER KITCHEN


Custom qualities with fully-assembled convenience! Put all of the amenities you need for food preparation, cooking and grilling within arm's reach in the custom configuration that is perfect for you. Whether "L" Shape, "U" Shape or Straight you can arrange the components to create the kitchen of your dreams. Ready to be joined together, the 4 open-air kitchen modules were designed to achieve a perfect fit.

- Made with Stone Veneer Canyon Ledge with Ledgestone Wallstone base.
- Stainless steel appliances

All Fully-Assembled Stone Veneer Kitchen Kits are available in 2 styles:

- Stone Veneer Canyon Ledge Santa Fe with Venetian Gold Granite
- Stone Veneer Canyon Ledge Midnight Slate with Black Uba Tuba Granite

Get your Kitchen Design Template today! Visit your Authorized Cambridge Distributor.



SECTION	[A] REFRIGERATOR CABINET	[B] CORNER UNIT	[C] DOUBLE DOOR CABINET	[D] GRILL CABINET
DIMENSIONS	4' 1/4" L • 3' D • 3' 2" H	3' 6 1/2" L • 3' D • 3' 2" H	5' 1/2" L • 3' D • 3' 2" H	6' 2 1/4" L • 3' D • 3' 2" H
PALLETS	2	2	2	2
WEIGHT (lbs.)	2,000	1,700	2,600	3,030
PRICE PER KIT				

STAINLESS STEEL APPLIANCES

- Grill (38" Wide x 20" Deep)
- 5 Burners with 75,000 BTU auto-ignition
- 2 Lights for nighttime cooking
- Rotisserie
- Built-in thermometer
- Warming rack
- Slide-out grease tray
- Refrigerator
- Cabinet access doors

STONE VENEER GRILL ISLAND

FULLY-ASSEMBLED STONE VENEER GRILL ISLAND

This Fully-Assembled Stone Veneer gas cooking and grilling component is made of durable Cambridge hardscape materials, polished granite countertop, and a premium grade, Stainless Steel Appliance Package. Consider placing one alone on a concrete pad or next to a Cambridge Stone Veneer Fireplace for the ultimate backyard experience.

- Made with Cambridge Stone Veneer Canyon Ledge with Ledgestone Wallstone base
- Corner Column Lights shown (not included)

All Fully-Assembled Stone Veneer Grill Kits are available in 2 styles:

- Stone Veneer Canyon Ledge Santa Fe with Venetian Gold Granite
- Stone Veneer Canyon Ledge Midnight Slate with Black Uba Tuba Granite

DIMENSIONS	6' 3 1/4" L x 3' D x 3' 2" H
TOTAL PALLET	2
TOTAL WEIGHT (lbs.)	3,030
PRICE PER KIT	



STONE VENEER PIZZA OVEN

FULLY-ASSEMBLED STONE VENEER PIZZA OVEN

This Fully-Assembled Stone Veneer Pizza Oven has all the same great amenities as our Olde English Fully-Assembled Pizza Oven including Professional Quality Care & Cooking Package, but now with the look of natural stone.


- Made with Cambridge Stone Veneer Canyon Ledge with Ledgestone Wallstone base

Fully-Assembled Stone Veneer Pizza Ovens are available in 2 styles:

- Stone Veneer Canyon Ledge Santa Fe & Ledgestone Wall Sahara/Chestnut with Cambridge Bullnose Trim Chestnut
- Stone Veneer Canyon Ledge Midnight Slate & Ledgestone Wall Toffee/Onyx with Cambridge Bullnose Trim Bluestone

DIMENSIONS	7' 8" H • 4' 11 1/2" W • 3' 7 3/4" D
TOTAL PALLET	2
TOTAL WEIGHT (lbs.)	6,510
PRICE PER KIT	





MATCHING MINI FIREWOOD BOX EXTENSION KITS

for Boutique Collection Mini Fireplaces


OLDE ENGLISH & CANYON LED. DIMENSIONS: 30" H X 24" W X 28" D

TOTAL PALLETS: 1 | WEIGHT (lbs.): 900

MAYTRX DIMENSIONS: 35 1/2" H X 26" W X 32 1/2" D

TOTAL PALLETS: 1 | WEIGHT (lbs.): 1,647

(Right and left side sold separately)



[A] MINI FULLY-ASSEMBLED MAYTRX PLUS S/F FIREPLACE

Mini Fully-Assembled Maytrx Plus S/F Fireplaces are available in 4 styles:

- Maytrx Plus S/F Wall Limestone Quarry Blend w/ Bullnose Coal trim
- Maytrx Plus S/F Wall Onyx/Natural w/ Bullnose Bluestone Blend trim
- Maytrx Plus S/F Wall Sahara/Chestnut Lite w/ Bullnose Chestnut trim
- Maytrx Plus S/F Wall Toffee/Onyx Lite w/ Bullnose Bluestone trim

[B & C] MINI FULLY-ASSEMBLED OLDE ENGLISH FIREPLACE

Mini Fully-Assembled Olde English Fireplaces: available in 1 style [B]; available in 2 styles [C]:

- [B] Olde English Wall Limestone Quarry Blend w/ contrasting Brick Alley Pavers in Coal
- [C] Olde English Wall Toffee/Onyx w/ Bullnose Bluestone Blend trim and Black Uba Tuba granite tiles
- [C] Olde English Wall Sahara/Chestnut w/ Bullnose Chestnut trim and Venetian Gold granite tiles

[D] MINI FULLY-ASSEMBLED CANYON LEDGE FIREPLACE

Mini Fully-Assembled Canyon Ledge Fireplaces are available in 2 styles:

- Canyon Ledge Santa Fe w/ Bullnose Chestnut trim and LedgeStone Wallstone Sahara/Chestnut
- Canyon Ledge Midnight Slate w/ Bullnose Bluestone Blend trim and LedgeStone Wallstone Toffee/Onyx

[E] FULLY-ASSEMBLED OLDE ENGLISH BENCH W/ LEDGESTONE CAP

Fully-Assembled Olde English Benches w/ LedgeStone Cap are available in 2 styles:

- Olde English Wall Sahara Chestnut w/ LedgeStone Cap Mocha
- Olde English Wall Toffee/Onyx w/ LedgeStone Cap Bluestone Blend

[F] FULLY-ASSEMBLED OLDE ENGLISH BENCH W/ BULLNOSE CAP

Fully-Assembled Olde English Benches w/ Bullnose Cap are available in 2 styles:

- Olde English Wall Sahara Chestnut w/ Bullnose Cap Chestnut
- Olde English Wall Toffee/Onyx w/ Bullnose Cap Bluestone Blend

BOUTIQUE COLLECTION	[A] MINI MAYTRX PLUS S/F FIREPLACE	[B] MINI OLDE ENGLISH FIREPLACE LQB	[C] MINI OLDE ENGLISH FIREPLACE	[D] MINI CANYON LEDGE FIREPLACE	[E] OLDE ENGLISH BENCH W/ LEDGESTONE CAP	[F] OLDE ENGLISH BENCH W/ BULLNOSE CAP
DIMENSIONS	8' 3" H x 3' 4" W 3' 10 1/4" D	8' 3" H x 3' 4" W 3' 10 1/4" D	8' 3" H x 3' 4" W 3' 10 1/4" D	8' 3" H x 3' 4" W 3' 10 1/4" D	OUTSIDE RADIUS 6' 11 1/4" W 2' 1" D INSIDE RADIUS 5' 8" W SEAT HEIGHT 18 3/8"	OUTSIDE RADIUS 6' 11 1/4" W 2' 1" D INSIDE RADIUS 5' 8" W SEAT HEIGHT 18 3/4"
TOTAL PALLETS	2	2	2	2	1	1
TOTAL WEIGHT (lbs.)	4,755	4,625	4,625	4,435	1,070	1,070
PRICE PER KIT					(Custom Order)	(Custom Order)
PRICE PER FIREWOOD BOX KIT						
W/ GLASS DOOR INSERT						

NOTE: Cap dimensions are included in bench measurements. Custom Orders cannot be returned or canceled.

PRE-CUT & PRE-PACKAGED MAYTRX SEATING WALL KIT



[E] QUARTER ROUND

Half & Quarter Round Maytrx Seating Wall Kits are available in 3 styles (Split Face Only):

- Maytrx Wall Onyx/Natural with Natural Stone Bullnose Treads & Column Caps Cumberland Blue
- Maytrx Wall Sahara/Chestnut with Natural Stone Bullnose Treads & Column Caps Hampton Brown
- Maytrx Wall Toffee/Onyx with Natural Stone Bullnose Treads & Column Caps Cumberland Blue

NOTE: Column Kits (2) are included. Firepit is NOT included.

Total Natural Stone Bullnose treads for Quarter Round = 6 (3 seat / 3 wall cap) and
Total Natural Stone Bullnose treads for Half Round = 12 (6 seat / 6 wall cap)



[F] HALF ROUND

SEATING WALL KIT	[E] QUARTER ROUND	[F] HALF ROUND
DIMENSIONS	14' 10" W, 5' D HEIGHTS: SEAT 17 5/8" • BACK WALL: 35 5/8" • COLUMN: 47 5/8"	15' 10" W, 9' 11" D HEIGHTS: SEAT 17 5/8" • BACK WALL 35 5/8" • COLUMN 47 5/8"
TOTAL PALLETS	6	9
TOTAL WEIGHT (lbs.)	11,075	24,854
PRICE PER KIT		

PRE-PACKAGED OLDE ENGLISH PAVER OUTDOOR FIREPLACE KIT

Designed with small individual paver units, the Cambridge Pre-Packaged Olde English Paver Fireplace Kit has all the characteristics of a traditional brick fireplace. This kit is complete with a top of the line stainless steel fireplace, it also features stainless steel curtain pull screens, a stainless steel fire grate, a 4-foot high, air-cooled chimney and black powder coated termination cap complete with galvanized flashing. Also standard are refractory brick panels inside the firebox and five 6" x 6" polished granite tiles for the face on the front of the unit. Shipped as a wood burning unit, the fireplace can also be converted to gas. Only minimal cutting of approximately 23 pcs. of Olde English Pavers is required. See instructions. Step-by-step instructions in English and Spanish are included.



DIMENSIONS	7' 4" H x 4' 10" W x 4' 1/4" D (Fireplace including Chimney Cap) 20 3/16" H x 30" W x 20 1/4" D (Firebox)
TOTAL PALLETS	4
TOTAL WEIGHT (lbs.)	6,400
PRICE PER KIT	

PRE-PACKAGED OLDE ENGLISH PAVER FIREPLACE KIT WITH CAST STONE SURROUND DELUXE

Complete with an arched design Cast Stone Fireplace Surround, full width hearth, mantel, chimney cap and 8 1/8" x 8 1/8" square medallion. The surrounds are made of Architectural Cast Stone, which has the look of natural stone, and is a highly refined precast concrete combining the finest raw materials, one of the most advanced manufacturing technologies and exquisite craftsmanship to create a product worthy of your project. Cast stone is available in 2 color choices: Bluestone and Chestnut.



DIMENSIONS	7' 4" H x 4' 10" W x 4' 1/4" D (Fireplace including Chimney Cap) 20 3/16" H x 30" W x 20 1/4" D (Firebox)
TOTAL PALLETS	5
TOTAL WEIGHT (lbs.)	7,388
PRICE PER KIT	

OPTIONAL OLDE ENGLISH PAVER FIREWOOD BOX EXTENSION KIT



DIMENSIONS	31" H x 40" W x 36" D
TOTAL PALLETS	1
WEIGHT (lbs.)	2,425
PRICE PER KIT	

NATURAL GAS OPTION (70,000 BTU) 18" DUAL OUTDOOR BURNER/LOG SET KIT



DIMENSIONS	18" WIDE
WEIGHT (lbs.)	66
PRICE PER KIT	Red Oak

PRE-PACKAGED FIREPLACE KITS

PRE-PACKAGED OLDE ENGLISH WALL OUTDOOR FIREPLACE KIT

The largest of the three Cambridge Pre-Packaged Fireplace Kits, the Olde English Wall Fireplace is the perfect kit for extending your outdoor living space. This kit is complete with a top of the line stainless steel fireplace, it also features stainless steel curtain pull screens, a stainless steel fire grate, a 4-foot high, air-cooled chimney and black powder coated termination cap complete with galvanized flashing. Also standard are refractory brick panels inside the firebox and five 8" x 8" polished granite tiles for the face on the front of the unit. Although shipped as a wood burning unit, it may also be converted to gas. See instructions. Ready to Install... absolutely NO cutting necessary. Step-by-step instructions in English and Spanish are included.



DIMENSIONS	9' H x 6' 8" W x 4' 4" D (Fireplace including Chimney Cap) 22 1/4" H x 41" W x 21 1/4" D (Firebox)
TOTAL PALLETS	8
TOTAL WEIGHT (lbs.)	18,500
PRICE PER KIT	


CAMBRIDGE PRE-PACKAGED OLDE ENGLISH WALL FIREPLACE KIT WITH CAST STONE SURROUND DELUXE

Complete with an arched design Cast Stone Fireplace Surround, full width hearth, mantel, chimney cap and 12" x 12" square medallion. The surrounds are made of Architectural Cast Stone, which has the look of natural stone, and is a highly refined precast concrete combining the finest raw materials, one of the most advanced manufacturing technologies and exquisite craftsmanship to create a product worthy of your project. Cast stone is available in 2 color choices: Bluestone and Chestnut.



DIMENSIONS	9' H x 6' 8" W x 4' 4" D (Fireplace including Chimney Cap) 22 1/4" H x 41" W x 21 1/4" D (Firebox)
TOTAL PALLETS	8
TOTAL WEIGHT (lbs.)	16,000
PRICE PER KIT	

OPTIONAL OLDE ENGLISH WALL FIREWOOD BOX EXTENSION KIT



DIMENSIONS	36" H x 44" W x 32" D
TOTAL PALLETS	1
WEIGHT (lbs.)	2,820
PRICE PER KIT	

NATURAL GAS OPTION (86,000 BTU) 24" DUAL OUTDOOR BURNER/LOG SET KIT



DIMENSIONS	24" WIDE
WEIGHT (lbs.)	98
PRICE PER KIT	Red Oak

PRE-PACKAGED MAYTRX WALL OUTDOOR FIREPLACE KIT

The MaytRx Fireplace is available in a distinct rock faced texture, Split Face. If contemporary style is preferred, this fireplace design is perfect. This kit is complete with a top of the line stainless steel fireplace, it also features stainless steel curtain pull screens, a stainless steel fire grate, a 4-foot high, air-cooled chimney and black powder coated termination cap complete with galvanized flashing. Also standard are refractory brick panels inside the firebox and six 6" x 6" polished granite tiles for the face on the front of the unit. Ready to Install... absolutely NO cutting necessary. Shipped as a wood burning unit, the fireplace can also be converted to gas. See instructions. Step-by-step instructions in English and Spanish included.



DIMENSIONS	8' 5" H x 5' 1 1/2" W x 4' D (Fireplace including Chimney Cap) 20 3/16" H x 36" W x 20 1/4" D (Firebox)
TOTAL PALLETS	5
TOTAL WEIGHT (lbs.)	13,800
PRICE PER KIT	SPLIT FACE

PRE-PACKAGED MAYTRX WALL FIREPLACE KIT WITH CAST STONE SURROUND DELUXE

Complete with an arched design Cast Stone Fireplace Surround, full width hearth, mantel, chimney cap and 8 1/8" x 8 1/8" square medallion. The surrounds are made of Architectural Cast Stone, which has the look of natural stone, and is a highly refined precast concrete combining the finest raw materials, one of the most advanced manufacturing technologies and exquisite craftsmanship to create a product worthy of your project. Cast stone is available in 2 color choices: Bluestone and Chestnut.



DIMENSIONS	8' 5" H x 5' 1 1/2" W x 4' D (Fireplace including Chimney Cap) 20 3/16" H x 36" W x 20 1/4" D (Firebox)
TOTAL PALLETS	6
TOTAL WEIGHT (lbs.)	12,000
PRICE PER KIT	SPLIT FACE

**NOTE: While supplies last. No returns or cancellations.*

OPTIONAL MAYTRX WALL FIREWOOD BOX EXTENSION KIT



DIMENSIONS	36" H x 44" W x 38" D
TOTAL PALLETS	2
WEIGHT (lbs.)	4,700
PRICE PER KIT	SPLIT FACE

NATURAL GAS OPTION 18" DUAL OUTDOOR BURNER/LOG SET KIT



DIMENSIONS	18" WIDE
WEIGHT (lbs.)	66
PRICE PER KIT	Red Oak

PRE-CUT & PRE-PACKAGED OUTDOOR KITCHEN KITS

PRE-PACKAGED OLDE ENGLISH WALL KITCHEN KIT


Complete with everything you see! Olde English Wallstones, two concrete lintels, and appliances including grill, refrigerator, sink, and cabinets all set in polished granite countertops. Granite countertops come in 2 color choices: Black Uba Tuba or Venetian Gold. Ready to Install... absolutely NO cutting necessary. Step by step instructions in English and Spanish included.



DIMENSIONS L-SHAPED KITCHEN	SHORT SIDE: 6' 4" Long LONG SIDE: 12' Long • BOTH: 3' Deep
TOTAL PALLETS	6
TOTAL WEIGHT (lbs.)	12,500
PRICE PER KIT	

W/ASADO COOKER KIT

DIMENSIONS L-SHAPED KITCHEN	SHORT SIDE: 6' 4" Long LONG SIDE: 12' Long • BOTH: 3' Deep
TOTAL PALLETS	7
TOTAL WEIGHT (lbs.)	14,300
PRICE PER KIT	



PRE-PACKAGED MAYTRX WALL KITCHEN KIT

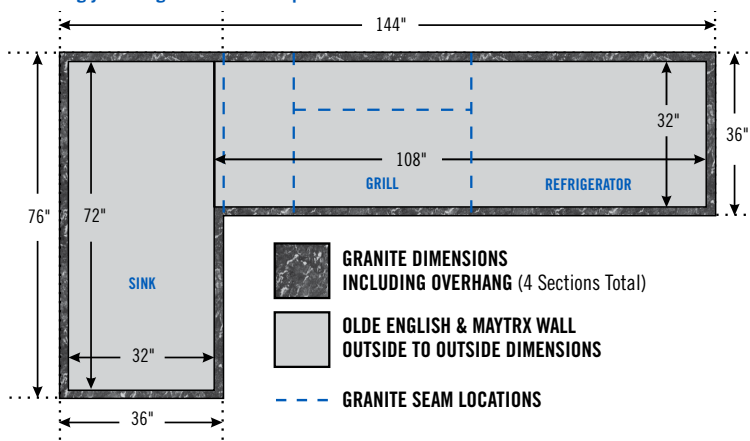
Complete with MaytRx Wallstones and appliances including grill, refrigerator, sink, and cabinets all set in polished granite countertops. Granite countertops come in 2 color choices: Black Uba Tuba or Venetian Gold. Ready to Install... absolutely NO cutting necessary. Step by step instructions in English and Spanish included.



DIMENSIONS L-SHAPED KITCHEN	SHORT SIDE: 6' 4" Long LONG SIDE: 12' Long • BOTH: 3' Deep
TOTAL PALLETS	6
TOTAL WEIGHT (lbs.)	12,200
PRICE PER KIT	SPLIT FACE



Both kitchens are designed as a left side "L" shape. If your customer prefers a right side "L" shape call your Cambridge distributor and place a Special Order accordingly so the granite countertops can be custom made.



NOTE: Should you purchase the optional Cambridge Pre-Packaged Pergola Kit (Special Order) for the Olde English or MaytRx Wall Kitchen Kit it must be installed at the same time. The Pre-Packaged Pergola Kit requires concrete footings and CANNOT be added afterwards. When adding a Cambridge Pre-Packaged Pergola Kit the granite countertops will be made custom to fit.

38" GRILL*

Double lined roll top grill with 2 lights for night time grilling. 20" x 38" cooking area with stainless steel grill grates and trim kit. 5 cast stainless steel 75,000 BTU burners with 6 sure lite gas valves with automatic ignition. Heavy duty stainless steel rotisserie with built in thermometer, warming rack and slide out grease tray. Grill is shipped as a Propane Gas (LP) Grill. For a Natural Gas (NG) Grill, specify on order accordingly.

STAINLESS STEEL REFRIGERATOR & FRAME*

Upright stainless steel refrigerator with space saving flush back design. Reversible door with left or right swing. Full range temperature control, built in beverage can dispenser and stainless steel trim kit. Dimensions: 19.25"W x 33"H x 22"D.

STAINLESS STEEL SINK*


Stainless steel drop in sink complete with hot and cold faucet set with long neck bar spout. Dimensions: 15"L x 15"W

STAINLESS STEEL ACCESS DOORS*

Allow easy access to propane tank under grill and plumbing under sink. All doors have slide hinges for easy removal providing ease of cleaning. Sink Single Door Dimensions: 22"H x 18"W x 2"D; Grill Double Doors Dimensions: 22"H x 33"W x 2"D.

*See manufacturer's manual for warranty details.

ACCENT MEDALLIONS FOR ALL CAMBRIDGE PRE-PACKAGED KITS



Add Cambridge Medallions to all your Cambridge Kits. Guaranteed to enhance all your wall, column, kitchen & fireplace projects. Available in 2 shapes and sizes. Medallions are available in 2 color choices: Bluestone and Chestnut.

	SQUARE MEDALLION		ROUND MEDALLION	
	SMALL	LARGE	SMALL	LARGE
DIMENSIONS	8 1/8" x 8 1/8"	12" x 12"	8 1/8" Diameter	12" Diameter
TOTAL WEIGHT (lbs.)	11.5	24	8.9	13.5
PRICE PER MEDALLION				

PRE-CUT & PRE-PACKAGED OUTDOOR GRILL KITS

Available Custom granite colors:
Blue Platinum, Steel (Honed), or Steel (Polished)

PRE-CUT & PRE-PACKAGED OMEGA SMOOTH WALL GRILL MODULE KIT

In a smaller scale than the outdoor kitchen kit, the Grill Module is complete with Omega Smooth Wallstones and a top of the line stainless steel appliance package, all set in a polished granite countertop. The countertop comes in a choice of Black Uba Tuba or Venetian Gold. Ready to install... absolutely NO cutting necessary. Step-by-step instructions in English and Spanish included.

DIMENSIONS	6' 3" L x 3' D x 3' 6" H
TOTAL PALLETS	3
TOTAL WEIGHT (lbs.)	4,825
PRICE PER KIT	



PRE-CUT & PRE-PACKAGED OLDE ENGLISH WALL GRILL MODULE KIT

In a smaller scale than the outdoor kitchen kit, the Grill Module is complete with Olde English Wallstones and a top of the line stainless steel appliance package, all set in a polished granite countertop. The countertop comes in a choice of Black Uba Tuba or Venetian Gold. Ready to install... absolutely NO cutting necessary. Step-by-step instructions in English and Spanish included.

DIMENSIONS	6' 3" L x 3' D x 3' 6" H
TOTAL PALLETS	2
TOTAL WEIGHT (lbs.)	5,500
PRICE PER KIT	



PRE-CUT & PRE-PACKAGED MAYTRX PLUS WALL GRILL MODULE KIT

This style comes complete with MaytrX 6 Plus Wallstones as well as a top of the line stainless steel appliance package, all set in a polished granite countertop in a choice of Black Uba Tuba or Venetian Gold. Ready to install... absolutely NO cutting necessary. Step-by-step instructions in English and Spanish included.

DIMENSIONS	6' 3" L x 3' D x 3' 6" H
TOTAL PALLETS	3
TOTAL WEIGHT (lbs.)	5,450
PRICE PER KIT	SPLIT FACE



PRE-CUT & PRE-PACKAGED MAYTRX WALL GRILL MODULE KIT

This style comes complete with MaytrX 6 Wallstones as well as a top of the line stainless steel appliance package, all set in a polished granite countertop in a choice of Black Uba Tuba or Venetian Gold. Ready to install... absolutely NO cutting necessary. Step-by-step instructions in English and Spanish included.

DIMENSIONS	6' 3" L x 3' D x 3' 6" H
TOTAL PALLETS	3
TOTAL WEIGHT (lbs.)	5,450
PRICE PER KIT	SPLIT FACE



PRE-CUT & PRE-PACKAGED OUTDOOR KITCHEN KITS

PRE-CUT & PRE-PACKAGED OMEGA SMOOTH WALL KITCHEN KIT

Complete with everything you see! Omega Smooth Wallstones, two concrete lintels, and appliances including grill, refrigerator, sink, and cabinets all set in polished granite countertops. Granite countertops come in 2 color choices: Black Uba Tuba or Venetian Gold. Ready to Install... absolutely NO cutting necessary. Step by step instructions in English and Spanish included.

DIMENSIONS L-SHAPED KITCHEN	SHORT SIDE: 6' 5 1/4" Long LONG SIDE: 11' 10 1/2" Long • BOTH: 3' 2" Deep
TOTAL PALLETS	7
TOTAL WEIGHT (lbs.)	12,200
PRICE PER KIT	



PRE-CUT & PRE-PACKAGED MAYTRX PLUS WALL KITCHEN KIT

Complete with everything you see! Omega Smooth Wallstones, two concrete lintels, and appliances including grill, refrigerator, sink, and cabinets all set in polished granite countertops. Granite countertops come in 2 color choices: Black Uba Tuba or Venetian Gold. Ready to Install... absolutely NO cutting necessary. Step by step instructions in English and Spanish included.

DIMENSIONS L-SHAPED KITCHEN	SHORT SIDE: 6' 4" Long LONG SIDE: 12' Long • BOTH: 3' Deep
TOTAL PALLETS	6
TOTAL WEIGHT (lbs.)	12,200
PRICE PER KIT	



STAINLESS STEEL APPLIANCE PACKAGE

- Grill (38" Wide x 20" Deep)
- 5 Burners with 75,000 BTU auto-ignition
- 2 Lights for nighttime cooking
- Refrigerator
- Rotisserie
- Built-in thermometer
- Warming rack
- Slide-out grease tray
- Cabinet access doors

NOTE: All Gas Kits, Appliances & Accessories must be installed by a licensed plumber in accordance with all local municipality codes and ordinances. Installer must refer to product installation manual for specific installation and safety information.

**PRE-PACKAGED OLDE ENGLISH
ROUND BARBEQUE & FIRE PIT KIT**

The metal ring insert has dual opposing bolt-on cooking grates, which cantilever over the fire for cooking. Available in Gas Burning.*




Available in Natural Gas or Liquid Propane (non-cooking units)

***GAS FIRE PIT:** 150k BTU, 24" Penta Burner produces even flame in flower-like pattern. All gas fire pits include Lava Rocks (Reflective Fire Glass optional). Metal insert and Grill Grates not necessary.

SIZE (inches)	32 (Inside) 48 (Outside) 16 (Height)
TOTAL WEIGHT (lbs.)	1,459
PRICE PER KIT	
PRICE PER NATURAL GAS OR PROPANE KIT	

**PRE-PACKAGED OLDE ENGLISH
SQUARE FIRE PIT KIT**

Shown with optional Cambridge Barbeque & Fire Pit Spark Screen in Stainless Steel. Available in Gas Burning.*



Available in Natural Gas or Liquid Propane (non-cooking units)

***GAS FIRE PIT:** 90k BTU, 18" Penta Burner produces even flame in flower-like pattern. All gas fire pits include Lava Rocks (Reflective Fire Glass optional). Metal insert not necessary.

SIZE (inches)	23 (Inside) 48 (Outside) 19 (Height)
TOTAL WEIGHT (lbs.)	1,850
PRICE PER KIT	
PRICE PER NATURAL GAS OR PROPANE KIT	

**PRE-PACKAGED MAYTRX
SQUARE FIRE PIT KIT**

Available in Split Face. Shown with optional Cambridge Barbeque & Fire Pit Spark Screen in Stainless Steel and Grate Insert.




OPTIONAL GRATE INSERT
Turns the Wood Burning Fire Pit into a BBQ Grill.
PRICE: \$74.03 each

SIZE (inches)	23 (Inside) 44 (Outside) 21 (Height)
TOTAL WEIGHT (lbs.)	1,550
PRICE PER KIT	SPLIT FACE

**PRE-PACKAGED GARDEN WALL
ROUND BARBEQUE & FIRE PIT KIT**

Available in Split Face. The metal ring insert has dual opposing bolt-on cooking grates, which cantilever over the fire for cooking. Available in Gas Burning.*



Available in Natural Gas or Liquid Propane (non-cooking units)

***GAS FIRE PIT:** 150k BTU, 24" Penta Burner produces even flame in flower-like pattern. All gas fire pits include Lava Rocks (Reflective Fire Glass optional). Metal insert and Grill Grates not necessary.

SIZE (inches)	32 (Inside) 48 (Outside) 16 (Height)
TOTAL WEIGHT (lbs.)	1,459
PRICE PER KIT	
PRICE PER NATURAL GAS OR PROPANE KIT	

**PRE-PACKAGED PYZIQUE
ROUND BARBEQUE & FIRE PIT KIT**

Available in Split Face. The metal ring insert has dual opposing bolt-on cooking grates, which cantilever over the fire for cooking. Shown w/ optional Cambridge Barbeque & Fire Pit Spark Screen in Stainless Steel.



Available in Natural Gas or Liquid Propane (non-cooking units)

***GAS FIRE PIT:** 150k BTU, 24" Penta Burner produces even flame in flower-like pattern. All gas fire pits include Lava Rocks (Reflective Fire Glass optional). Metal insert and Grill Grates not necessary.

SIZE (inches)	32 (Inside) 50 (Outside) 16 (Height)
TOTAL WEIGHT (lbs.)	1,685
PRICE PER KIT	SPLIT FACE
PRICE PER NATURAL GAS OR PROPANE KIT	

**PRE-PACKAGED OMEGA SMOOTH
SQUARE FIRE PIT KIT**

Optional Cambridge Barbeque & Fire Pit Spark Screen in Stainless Steel and Grate Insert.



SIZE (inches)	23 (Inside) 48 (Outside) 21 (Height)
TOTAL WEIGHT (lbs.)	1,550
PRICE PER KIT	Standard Color Plus

CAMBRIDGE FIRE PIT OPTIONS & ACCESSORIES**RING KITS**

Bullnose (4 pcs.) and Cast Stone (3 pcs.) available in Bluestone or Chestnut; Granite (2 pcs.) is available in Black Uba Tuba or Venetian Gold with a polished finish. Ring Kits include Fire Brick & Heat Stop Mortar; when purchased, the fire pit metal insert is excluded and will not ship with the fire pit. Pallet Size: 1 Pallet (1 Truck space).

NOTE: Ring Kits have to be purchased and installed at the same time as the fire pit (purchased separately) because of installation requirements for these products (firebrick and heat sensitive mortar).

PRICE PER RING KIT	BULLNOSE	
	CAST STONE	
	GRANITE	
	NATURAL STONE	

BARBEQUE & FIRE PIT COVER

An optional galvanized steel cover prevents dirt and debris from entering the fire pit when not in use.

DIAMETER	36"
APPROX. WT.	17 Lbs.
PRICE	

**24" LOG SET**

Made of refractory cement these accent logs are a great option for your gas burning fire pits.

COLOR	Red Oak
PRICE	

**BARBEQUE & FIRE PIT
SPARKSCREEN**

Optional screen, which is offered in stainless steel and is hinged for easy access to the fire and offers protection from flying embers.

DIAMETER	37"
APPROX. WT.	40 Lbs.
COLOR	Stainless Steel
PRICE	

NOTE: An open fire will damage the Spark Screen. It has been specifically designed and engineered for containing sparks and embers only.

FIRE GLASS

Ordered separately. Choose from Blue, Diamond or Topaz.

REFLECTIVE GLASS	
NOTE	Sold In Cases Only* 10 Lbs. Per Case
PRICE	PER CASE PER LB.

LAVA ROCKS	
NOTE	Half a cubic foot per bag
PRICE	PER BAG

*Square Fire Pits require 50 Lbs. Round Fire Pits & Fire Table require 60 Lbs.

KIT APPLIANCES

COYOTE
Outdoor Living



Coyote Outdoor has received the highest honor of "Platinum List" awarded by Ocean Home magazine for the design and functionality and overall use of our grill and accessory products.

"A market leader in the design, development and production of high-quality stainless steel grills and accessories, Coyote offers to homeowners the chance to create their dream outdoor kitchens."



PRODUCT	COYOTE 38" GRILL (Drop-in Unit)	AVANTI™ STAINLESS STEEL REFRIGERATOR AND FRAME	ELKAY™ STAINLESS STEEL SINK (Drop-in Unit)	STAINLESS STEEL ACCESS DOORS	STAINLESS STEEL BAR CENTER PACKAGE (Drop-in Unit)	COYOTE GRILL COVER FOR KIT GRILL
DESCRIPTION AND DIMENSIONS <i>NOTE: Order cannot be canceled.</i>	<i>Cambridge Exclusive!</i> Double-lined & roll top grill with vented handle, thermometer and 2 lights for night time grilling. 20" x 38" cooking areas with stainless steel grill grates and heat control grids. 5 cast stainless steel 75,000 BTU burners with 6 sure lite gas valves with automatic ignition. Heavy duty stainless steel rotisserie, rotisserie storage rack, warming rack and slide out grease tray. Grill is shipped as a Propane Gas (LP) Grill. For a Natural Gas (NG) Grill, specify on order accordingly. GRILL CUTOUT DIMENSIONS: 38" W x 19 5/8" D x 9 1/4" H	Avanti™ upright stainless steel refrigerator with space saving flush back design. Reversible door with left or right swing. Full range temperature control, adjustable glass shelves, built in beverage can dispenser and stainless steel trim kit. DIMENSIONS: 19.25" W x 33" H x 22" D REFRIGERATOR FRAME CUTOUT DIMENSIONS: 20 1/2" W x 1 1/2" D x 36" H	Elkay™ Stainless steel drop in sink complete with hot and cold faucet set with long neck bar spout. Dimensions: 15" L x 15" W SINK CUTOUT DIMENSIONS: 14 1/4" W x 14 1/4" D x 7 5/8" H	<i>Cambridge Exclusive!</i> Allow easy access to propane tank under grill and plumbing under sink. Solid Stainless Steel Handles and welded inner frame. 2 Options SINGLE DOOR DIMENSIONS: 22" H x 18" W x 2" D SINGLE DOOR CUTOUT DIMENSIONS: 15 3/8" W x 2" D x 19 5/8" H DOUBLE DOORS DIMENSIONS: 22" H x 33" W x 2" D DOUBLE DOOR CUTOUT DIMENSIONS: 30 5/8" W x 2 3/8" D x 19 1/2" H	Bar caddy complete with sink and long neck coldwater faucet, plus convenience features comprised of an ice compartment, removable cutting board, condiment holder with four compartments, speed rack, towel holder, & bottle opener. BAR CENTER CUTOUT DIMENSIONS: 29" W x 21 7/8" D x 9 3/8" H	
						38"
				SINGLE	DOUBLE	DROP-IN
	PRICE PER					

COYOTE ASADO COOKER

Designed for outdoor cooking enthusiasts who appreciate the flavor of charcoal grilling, the Asado Cooker from Coyote can grill, smoke or sear with ease. This grill is constructed from high grade ceramics which offer excellent heat retention, allowing you to cook at consistent temperatures for hours on end. The Asado grill offers 254 square inches of cooking area on a stainless steel grate. A dual-vent airflow system allows for precise control of cooking temperatures that can range from a smoking low, to a steak-searing high, maintaining temperatures for hours and requiring less fire tending than traditional smokers. The Coyote Asado Cooker includes an integrated thermometer, easy lifting wood handle, as well as optional stainless steel cart with heavy-duty casters with two folding wood side shelves.

FEATURES

- 304 Stainless Steel Coyote Signature Smoking Grate™
- Heat-resistant ceramic construction
- 254 sq. in. of cooking area
- Adjustable venting to maintain precise cooking temperatures
- Smoke, sear, grill option

ACCESSORY KIT

- Pizza Stone & Elevator
- Heat Deflector
- Beer-Can Chicken Holder
- Cooking Grate Grippers
- Waterproof Cover

DIMENSIONS

- Overall: 22 1/4" Diameter x 34" Height
- Cutout: 22 1/2" Diameter x 17" Height

NOTE: Order cannot be canceled.



DUOMO PIZZA OVEN

Crafted to perfection, the DUOMO's one piece seamless design along with the three stage active heat management system, will transport you to the heart of traditional Italian pizzeria.

Engineered for efficiency and ease, the DUOMO offers precise temperature control, ensuring every pie emerges with a perfect balance of crispiness and tenderness. The durable construction and insulated body retain heat for consistent performance, allowing you to explore a diverse range of dishes beyond pizzas – from rustic bread to succulent roasted meats.

FEATURES


- One Piece Seamless Dome
- Active Heat Management System
 - » Double Insulation
 - » Interior Flame Channel
 - » ThermoShift Chimney System
- Front Smoke Escape Design
- Ceramic Cooking Bricks
- Temperatures up to 1,000 degrees
- 4 Piece Toolkit Included

DIMENSIONS

- 40" W x 33 9/16" D x 54 13/16" H

AVAILABLE COLORS:

Copper, Yellow and Matte Black



NOTE: Custom Orders cannot be returned or canceled.

PRODUCT	ASADO COOKER DROP-IN	ASADO COOKER FREESTANDING W/ CART & SIDE SHELVES	ASADO COOKER ACCESSORY KIT
PRICE			
MSRP*			





PRODUCT	DUOMO PIZZA OVEN
PRICE	
MSRP*	

*These Coyote products can be purchased from online retailers. We have included Manufacturer Suggested Retail Price (MSRP), in order for you to compete, this is the price you would have to match.

OPTIONAL APPLIANCES & ACCESSORIES

COYOTE 28" GRILL		COYOTE 34" GRILL	
STYLE Available in Liquid Propane or Natural Gas (Custom Order Only) NOTE: Order cannot be canceled.	Two high performance Coyote Infinity Burners™; 640 square inches of cooking area Up to 40,000 BTU of output.	Three cast high performance Coyote I-Burners™; 780 square inches of cooking area; Up to 60,000 BTU of output.	
			
			
	DROP-IN	WITH FREESTANDING CART	DROP-IN
			WITH FREESTANDING CART
PRICE			
MSRP*			

COYOTE 42" GRILL WITH LED LIGHTS		COYOTE 50" HYBRID GRILL WITH LED LIGHTS	
STYLE Available in Liquid Propane or Natural Gas (Custom Order Only) NOTE: Order cannot be canceled.	4 high performance Coyote Infinity Burners™; 1 infrared rear burner for rotisserie cooking; includes Rotisserie Kit; 1 Coyote RapidSear™ infrared searing burner; 1,275 square inches of cooking area; Up to 110,000 BTU of output.	GAS GRILL: 2 high performance Coyote I-Burners™; Interior grill lighting; Over 600 sq. inches of cooking area; Up to 40,000 BTU of output. CHARCOAL GRILL: Adjustable fuel tray; Over 600 square inches of cooking area; Use with charcoal or wood chips; Adjustable dampers for controlling air flow.	
			
			
	DROP-IN	WITH FREESTANDING CART	DROP-IN
			WITH FREESTANDING CART
PRICE			
MSRP*			

COYOTE SLIDE-IN SIDE BURNER (LP or NG)		COYOTE COOLER	ROTISSERIE KIT		COYOTE GRILL COVER							
STYLE (Custom Order Only) NOTE: Order cannot be canceled.												
			28"	34"	28"	34"	42"	50"				
	SINGLE BURNER	DOUBLE BURNER	DROP-IN	DROP-IN / CART	DROP-IN	CART	DROP-IN	CART	DROP-IN	CART	DROP-IN	CART
PRICE												
MSRP*												

*These Coyote products can be purchased from online retailers. We have included Manufacturer Suggested Retail Price (MSRP), in order for you to compete, this is the price you would have to match.

OUTDOOR PIZZA OVEN KITS



OLDE ENGLISH WALL PIZZA OVEN

Complete with Olde English Wallstones. Instructions in English and Spanish included. Choice of Cast Stone Surround Deluxe in Bluestone or Chestnut.

PROFESSIONAL QUALITY CARE & COOKING PACKAGE

- 13" Rectangular pizza peel for inserting and removing your pizza
- 8" Round pizza peel (for rotating pizza; not necessary with Fully-Assembled pizza oven)
- Adjustable brush with copper bristles
- Oven rake and ash shovel
- Wall-mounted peel rack

MAYTRX WALL PIZZA OVEN



Complete with Maytrx 6 Wallstones. Instructions in English and Spanish included. Choice of Cast Stone Surround Deluxe in Bluestone or Chestnut.

- 31"- diameter floors.
- Once the oven heats up to 800 degrees it will cook pizza in about 90 seconds.
- A decorative metal door encloses the opening when not in use.
- A "breaking in" period must be adhered to (See instructions).
- The installation of this kit requires a machine on site to set the pizza oven box.



DIMENSIONS	8' 2" H x 5' 4 1/4" W x 6' 3/4" D
TOTAL PALLETS	6
TOTAL WEIGHT (lbs.)	11,750
PRICE PER KIT	

**NOTE: While supplies last. No returns or cancellations.*

DIMENSIONS	7' 6" H x 5' 8" W x 6' 9" D
TOTAL PALLETS	7
TOTAL WEIGHT (lbs.)	14,800
PRICE PER KIT	SPLIT FACE (Custom Order)

**NOTE: While supplies last. No returns or cancellations.*

OUTDOOR BAR MODULE KITS

Available Custom granite colors:
Blue Platinum, Steel (Honed), or Steel (Polished)


PRE-CUT & PRE-PACKAGED OLDE ENGLISH BAR MODULE KIT

Complete with Olde English Wallstones and a top of the line 30" Bar Center package set in a polished granite countertop in a choice of Black Uba Tuba or Venetian Gold. Available Custom granite colors: Blue Platinum, Steel (Honed), or Steel (Polished). The finished bar also features a footrest that wraps around three sides. Ready to install... absolutely NO cutting necessary. Step-by-step instructions in English and Spanish included.



PRE-CUT & PRE-PACKAGED MAYTRX BAR MODULE KIT

This style comes complete with Maytrx Wallstones and a top of the line 30" Bar Center package set in a polished granite countertop in a choice of Black Uba Tuba or Venetian Gold. Available Custom granite colors: Blue Platinum, Steel (Honed), or Steel (Polished). The finished bar also features a footrest that wraps around three sides. Ready to install... absolutely NO cutting necessary. Step-by-step instructions in English and Spanish included.



STAINLESS STEEL BAR CENTER PACKAGE

- Bar Caddy complete with sink and long neck cold water faucet plus convenience features comprised of an ice compartment, removable cutting board, condiment holder with four compartments, speed rack, towel holder and bottle opener
- Refrigerator
- Cabinet access door



DIMENSIONS	7' 8" L x 3' 7" D x 3' 6" H
TOTAL PALLETS	3
TOTAL WEIGHT (lbs.)	6,100
PRICE PER KIT	

DIMENSIONS	7' 8" L x 3' 7" D x 3' 6" H
TOTAL PALLETS	5
TOTAL WEIGHT (lbs.)	8,100
PRICE PER KIT	SPLIT FACE

OUTDOOR PATIO PUB & BISTRO TABLE KITS



PRE-PACKAGED PATIO PUB & BISTRO TABLE KITS

Choose from two styles — Olde English Wall (shown right) and Maytrx Wall (shown left). Both come with a choice of 48" x 48" square or 60" diameter round polished Granite Top in either Black Uba Tuba or Venetian Gold. Available Custom granite colors: Blue Platinum, Steel (Honed), or Steel (Polished).

MAYTRX WALL

Complete with one pallet of Maytrx Column Wallstones to build a 22" x 22" single pedestal for a 42" high table.

OLDE ENGLISH WALL

Complete with 48 pieces of Olde English Wallstones to build a 20" x 20" single pedestal for a 42" high table.

2" Diameter Hole
Pre-Drilled For
An Umbrella
(Not Included)

...

Seats Up To
8 People

	OLDE ENGLISH WALL ROUND	MAYTRX WALL ROUND	OLDE ENGLISH WALL SQUARE	MAYTRX WALL SQUARE
DIMENSIONS	20" L x 20" W 42" High Table	22" L x 22" W 42" High Table	20" L x 20" W 42" High Table	22" L x 22" W 42" High Table
TOTAL PALLETS	2	2	2	2
TOTAL WEIGHT (lbs.)	1,925	2,465	1,840	2,380
STYLE		SPLIT FACE		SPLIT FACE
PRICE PER KIT				

FIRE KITS

ETERNAL FLAME

"Chill-out" with one of the "hottest" trends in backyard amenities with this long, linear, gas-burning insert that is reminiscent of those found at a favorite restaurant, lounge or lodge setting. Sold separately. Your choice...

- Build one or more into in any custom Cambridge Wall System
- Situate in an enclosure of Cambridge Wallstones as a standalone element
- Available in Natural gas or Liquid propane
- Complete drop-in fire pit insert utilizes a standing pilot with thermocouple to safely control gas flow. Flame sensing- flame blows out, gas will turn off. Spark ignition, no match required.
- Includes fully assembled stainless steel pan and stainless steel burner, control box with pilot assembly
- UL Certified, 76,000 BTU Flame

DIMENSIONS	37" x 8" PAN
WEIGHT (lbs.)	27
PRICE PER	



PRE-PACKAGED WATERFALL KITS

RECTANGULAR PRE-PACKAGED WATERFALL KIT

The rectangular waterfall kit is complete with 112 pieces of Olde English Wall and a pondless waterfall. Features a 24 in. waterfall with an illuminating light. One piece 33 gallon basin with prefiltered pump chamber. Tidal Wave 2 pump and Matala filter mat. Ready to install... absolutely NO cutting necessary. Step by step instructions in English and Spanish included.

DIMENSIONS	40" H x 3' 4" D x 7' W
BASIN DIMENSIONS	20" H x 24" D x 44" W
TOTAL PALLETS	1
TOTAL WEIGHT (lbs.)	3,400
PRICE PER KIT	



ROUND PRE-PACKAGED WATERFALL KIT

The round waterfall kit is complete with 30 pieces of Olde English Radius Wall, 61 pieces of Olde English Wall and a pondless waterfall. Features a 24 in. waterfall with an illuminating light. One piece 33 gallon basin with prefiltered pump chamber. Tidal Wave 2 pump and Matala filter mat. Ready to install... absolutely NO cutting necessary. Step by step instructions in English and Spanish included.

DIMENSIONS	40" H x 3' 5" D x 7' W
BASIN DIMENSIONS	20" H x 24" D x 44" W
TOTAL PALLETS	1
TOTAL WEIGHT (lbs.)	2,420
PRICE PER KIT	



WHILE SUPPLIES LAST AT A REDUCED COST!

WATER FEATURE WITH 3 FOUNTAINS

- Illuminated set of 3 color-changing vases in 18", 24" & 32" heights
- Can be installed into a Cambridge patio or anywhere in your landscape design
- LED light ring illuminates the 3 vases
- Complete with a 46" basin, pump, hardware and instructions

TOTAL PALLETS	1
TOTAL WEIGHT (lbs.)	200
PRICE PER KIT	

48 COLOR LIGHTING OPTIONS IN ONE!

Select one light color or run 16 different color changing combinations by remote control. Standard on all Waterfall & Vase Fountain Kits



PRE-PACKAGED LOUVERED PERGOLA



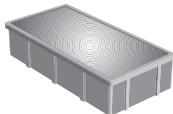


PRE-PACKAGED LOUVERED PERGOLA (Special Order)

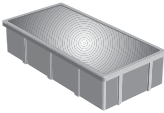


- Aluminum pergola with rotating louvers and integrated LED Lighting
- Available in two standard colors: White and Anthracite Grey



- Available in 1-roof and 2-roof sections
- Custom Sizes up to 18' x 18' x 9' high may be specified if needed to meet requirements of your project.

PERGOLA & LIGHTING SIZE	10' x 10' to 12' 6" x 16' 12' x 9'	12' 6" x 16' 1" to 14' 5" x 19' 8"	14' 6" x 16' 5" to 16' 5" x 16' 5"	16' 6" x 19' 8" to 19' 8" x 19' 8"
PALLET SIZE	VARIES	VARIES	VARIES	VARIES
TOTAL WEIGHT (lbs.)	VARIES	VARIES	VARIES	VARIES
COLOR	WHITE or ANTHRACITE GREY	WHITE or ANTHRACITE GREY	WHITE or ANTHRACITE GREY	WHITE or ANTHRACITE GREY
PASSAGE HEIGHT	9'	9'	9'	9'
PRICE / PERGOLA KIT				
MSRP				
PRICE / LIGHTING KIT				
INSTALLATION	\$3,500.00	\$3,500.00	\$4,500.00	\$4,500.00










PAVER & WALL LIGHTS

	PAVER LIGHT 7-WATT	LIGHT KIT 4-WATT*	LIGHT KIT 4-WATT*	PAVER LIGHT 7-WATT	LIGHT KIT 7-WATT*	PAVER LIGHT 7-WATT	LIGHT KIT 7-WATT*
PRODUCT							
SIZE (inches)	4 x 8	8 LIGHT KIT	14 LIGHT KIT	6 x 9	6 LIGHT KIT	6 x 6	8 LIGHT KIT
NOTE	Sold By Case Only 10 Per Case	Per Box	Per Box	Sold By Case Only 10 Per Case	Per Box	Sold By Case Only 10 Per Case	Per Box
PRICE	PER CASE	PER BOX	PER BOX	PER CASE	PER BOX	PER CASE	PER BOX
PRICE - EACH							

	BC LEDGESTONE LIGHT 7-WATT	LIGHT KIT 4-WATT*	WALL LIGHT 7-WATT	WALL LIGHT KIT 7-WATT*	WALL LIGHT 7-WATT	WALL LIGHT KIT 7-WATT*
PRODUCT						
SIZE (inches)	4 1/2 x 9	14 LIGHT KIT	6 H x 8 L	4 LIGHT KIT	4 H x 12 L	4 LIGHT KIT
NOTE	Sold By Case Only 10 Per Case	Per Box	Sold By Case Only 8 Per Case	Per Box	Sold By Case Only 8 Per Case	Per Box
PRICE	PER CASE	PER BOX	PER CASE	PER BOX	PER CASE	PER BOX
PRICE - EACH						

CANYON LEDGE				TUSCAN FIELDSTONE			
STYLE							WHILE SUPPLIES LAST AT A REDUCED COST!
AVAILABLE COLORS	Chestnut, Midnight Slate, Niagra, Santa Fe			Chestnut, Midnight Slate, Santa Fe			
AVERAGE STONE DIMENSIONS	Length 8" - 22" • Height 1" - 8" Thickness 1" - 2 1/2"			Length & Height: Irregular Shapes from 5" - 17" Thickness 1" - 2"			
PRODUCT	WHILE SUPPLIES LAST FLATS - PALLET (Full weights will fluctuate and are not exact)	FLATS - HANDY PACK	CORNERS	FLATS - PALLET (Full weights will fluctuate and are not exact)	FLATS - HANDY PACK	CORNERS	
PACKAGING	120 Sq. Ft./1,200 Lbs. (Sold in Full Pallets Only)	10 Sq. Ft./100 Lbs. (Sold in Full Handy Packs Only)	8 Lin. Ft./88 Lbs. (Sold in Full Handy Packs Only)	120 Sq. Ft./1,085 Lbs. (Sold in Full Pallets Only)	9 Sq. Ft./80 Lbs. (Sold in Full Handy Packs Only)	7 Lin. Ft./80 Lbs. (Sold in Full Handy Packs Only)	
PRICING	PER SQ. FT.		PER SQ. FT.	PER SQ. FT.		PER SQ. FT.	PER LIN. FT.

*NOTE: Canyon Ledge Niagra is ONLY AVAILABLE in handypacks and corners.

ACCESSORIES						
	PRODUCT	COLORS	DIMENSIONS	PIECES PER BOX	PRICE PER BOX	
SMALL SOLDIER		Autumn Leaves (Complements Chestnut) Morning Mist (Complements Midnight Slate & Niagra) Brown (Complements Santa Fe)	Width 4" x Height 5" Thickness 1 1/2"	10 (Sold by the Box Only)		BOX
						PIECE
LARGE SOLDIER		Autumn Leaves (Complements Chestnut) Morning Mist (Complements Midnight Slate & Niagra) Brown (Complements Santa Fe)	Width 6" x Height 8" Thickness 1 1/2"	12 (Sold by the Box Only)		BOX
						PIECE
WATER TABLE SILL (WITH ROCK FACE)		Autumn Leaves (Complements Chestnut) Morning Mist (Complements Midnight Slate & Niagra) Brown (Complements Santa Fe)	Length 24" Back Height 2 7/8" Front Height 2" Reveal 2 3/4"	6 (Sold by the Box Only)		BOX
						PIECE
SHUTTER BLOCK		Brown (Complements Santa Fe & Chestnut) Sandy Buff (Complements Midnight Slate & Niagra)	Length 13" Width 2 1/2" Height 2 1/2"	4 (Sold by the Box Only)		BOX
						PIECE
SMALL KEYSTONE		Autumn Leaves (Complements Chestnut) Morning Mist (Complements Midnight Slate & Niagra) Brown (Complements Santa Fe)	Top Width 8" Bottom Width 6" Height 10" Thickness 1 1/2"	4 (Sold by the Box Only)		BOX
						PIECE
LARGE KEYSTONE		Autumn Leaves (Complements Chestnut) Morning Mist (Complements Midnight Slate & Niagra) Brown (Complements Santa Fe)	Top Width 10" Bottom Width 6" Height 13 1/2" Thickness 1 1/2"	3 (Sold by the Box Only)		BOX
						PIECE
FIXTURE		Autumn Leaves (Complements Chestnut) Morning Mist (Complements Midnight Slate & Niagra) Brown (Complements Santa Fe)	Width 8" x Height 12" Thickness 1 1/2" (4" Dia. Hole Centered)	2 (Sold by the Box Only)		BOX
						PIECE
RECEPTACLE		Autumn Leaves (Complements Chestnut) Morning Mist (Complements Midnight Slate & Niagra) Brown (Complements Santa Fe)	Width 5" x Height 8" Thickness 1 1/2" (Single Receptacle Hole)	2 (Sold by the Box Only)		BOX
						PIECE
DOUBLE RECEPTACLE		Autumn Leaves (Complements Chestnut) Morning Mist (Complements Midnight Slate & Niagra) Brown (Complements Santa Fe)	Width 8" x Height 8" Thickness 1 1/2" (Double Receptacle Hole)	2 (Sold by the Box Only)		BOX
						PIECE

ACCESSORIES

SUPERSAND Do not use with Stone Dust			G2 SUPERSAND Do not use with Stone Dust		G2 GATOR MAXX To be used for concrete overlays and stone dust applications only.				GATOR MAXX To be used for concrete overlays and stone dust applications only.	
BAGS PER PALLET	56 of one color (sold in full pallets only). One 50 Lb. bag covers approx. 75 Sq. Ft. of pavement.									
COLOR	BEIGE	SLATE GREY	BEIGE	SLATE GREY	BEIGE	GREY	BLACK DIAMOND [*] <i>Custom Order</i>	IVORY <i>Custom Order</i>	BEIGE	GREY
PRICE - PER BAG										
PRICE - PER PALLET										

EUROSTONE BOND To be used for Belgium 5-Pc. Design Kit, Cobblestone & Natural Stone Only			GATOR AQUA ROCK To be used for Permeable Pavers.			GATOR DUST To be used with Natural Stone Only.		
BAGS PER PALLET	56 of one color (sold in full pallets only) - One 50 Lb. bag covers approx. 23 Sq. Ft. of pavement.							
COLOR	SLATE GREY		GRANITE GREY			SAHARA BEIGE		STONE GREY
PRICE - PER BAG	Custom Order		Custom Order			Custom Order		
PRICE - PER PALLET	Custom Order		Custom Order			Custom Order		

GATOR NITRO SAND For pedestrian use only. Do not use with concrete overlays.				
PAILS PER PALLET	48 of one color per pallet (sold by the pail). One 40 Lb. pail covers approx. 50 Sq. Ft. of pavement.			
COLOR	BEIGE <i>Custom Order</i>	BLACK <i>Custom Order</i>	GREY <i>Custom Order</i>	SILVER <i>Custom Order</i>
PRICE - PER PAIL				
PRICE - PER PALLET				

GATOR NITRO-X FINE JOINT SAND For pedestrian use only. Do not use with concrete overlays.				
PAILS PER PALLET	48 of one color per pallet (sold by the pail). One 40 Lb. pail covers approx. 50 Sq. Ft. of pavement.			
COLOR	BLACK <i>Custom Order</i>	GUN METAL <i>Custom Order</i>	TAUPE <i>Custom Order</i>	VANILLA <i>Custom Order</i>
PRICE - PER PAIL				
PRICE - PER PALLET				

GEOGRID & GEOTEXTILE			
TYPE & STRENGTH	ROLL SIZE	PRICE/ROLL	PRICE/CARTON
CAMBRIDGE 5-SERIES GEOGRID	100 Sq. Yds./Roll (6 Ft. W x 150 Ft. L)		
CAMBRIDGE UNIVERSAL GEOGRID (Bi-Directional) For Walls Up To 6 Ft. Only	22.2 Sq. Yds./Roll (4 Ft. W x 50 Ft. L) - 222 Sq. Yds./Carton (10 Rolls in Display Carton)*		
CAMBRIDGE GEOTEXTILE SS5 Soil Strengtheners Under Base For Pavers	37.5 Sq. Yds./Roll (12 1/2 Ft. W x 27 Ft. L) Folded - 300 Sq. Yds., (8 Rolls in Display Carton)*		

GATOR FABRIC 5 WOVEN			
DESCRIPTION	ROLL SIZE	PRICE/ROLL	PRICE/CARTON
Woven Geotextile provides stability and separation of subgrade under Pavers or Retaining Walls. <i>(Other sizes available as a Special Order.)</i>	4' x 100' - 9 Rolls/Carton*		
	12.5' x 432' (Custom Order)		
	6.25' x 100'		
	6.25' x 300' (Custom Order)		

GATOR GRID 30-30			
DESCRIPTION	ROLL SIZE	PRICE/ROLL	PRICE/CARTON
Biaxial Geogrid for Retaining Walls & Soil Reinforcement <i>Custom Order</i> <i>(Other sizes available as a Special Order.)</i>	4' x 50' - 15 Rolls/Carton*		
	6' x 50'		
	6' x 150'		
	12' x 150' (Custom Order)		

GATOR FABRIC 4.4 NON-WOVEN			
DESCRIPTION	ROLL SIZE	PRICE/ROLL	PRICE/BOX
Non-Woven Geotextile provides stability and separation of subgrade under Pavers or Retaining Walls.	4' x 100' - 6 Rolls/Box* (Custom Order)		
	6' x 100' (Custom Order)		
	6' x 300' (Custom Order)		
	3' x 100' - 6 Rolls/Box* (Custom Order)		
	12' x 400' (Custom Order)		

GATOR GRID 50-50			
DESCRIPTION	ROLL SIZE	PRICE/ROLL	PRICE/BOX
Biaxial Geogrid for Retaining Walls & Soil Reinforcement.	6' x 150' (Custom Order)		
	12' x 150' (Custom Order)		

GATOR FABRIC 20 POLYSPUN			
DESCRIPTION	ROLL SIZE	PRICE/ROLL	PRICE/BOX
Geotextile protects against the growth of weeds, is UV resistant and is inert to commonly encountered soil chemicals.	3' x 50' - 16 Rolls/Box* (Custom Order)		
	3' x 100' - 9 Rolls/Box* (Custom Order)		
	4' x 50' - 16 Rolls/Box* (Custom Order)		
	4' x 100' - 9 Rolls/Box* (Custom Order)		
	6' x 100' (Custom Order)		

GATOR FABRIC 3.5 NON-WOVEN			
DESCRIPTION	ROLL SIZE	PRICE/ROLL	PRICE/BOX
Non-Woven Geotextile provides stability and separation of subgrade under Pavers or Retaining Walls.	3' x 100' - 6 Rolls/Box*		
	4' x 100' - 6 Rolls/Box*		
	6' x 100' (Custom Order)		
	6' x 300' (Custom Order)		
	12' x 400' (Custom Order)		

*Sold by the Case, Box or Carton only. **Sold by Pallet only. †Black Diamond covers approximately 10% less than other sand colors.

ADHESIVES

PRODUCT	SIZE	PRICE/CASE	PRICE/EACH
GATOR XP LOW VOC ADHESIVE	10 Oz. Tube / Case of 12*		
	28 Oz. Tube / Case of 12*		

SEALERS

PRODUCT	SIZE	PRICE / CASE	PRICE / EACH
GATOR SEAL NATURAL LOOK (WATER BASE)	1 Gal./Case of 4 Only*		
	5 Gallon		
GATOR SEAL SATIN LOOK (SOLVENT BASE)	1 Gal./Case of 4 Only*		
	5 Gallon		
GATOR SEAL WET LOOK (SOLVENT BASE)	1 Gal./Case of 4 Only*		
	5 Gallon		
GATOR SEAL RESEALER (SOLVENT BASE) <i>Custom Order</i>	1 Gal./Case of 4 Only*		
	5 Gallon		
GATOR SEAL HYBRID SEALER HIGH GLOSS (WATER BASE)	1 Gal./Case of 4 Only*		
	5 Gallon		
GATOR SEAL HYBRID SEALER LOW GLOSS (WATER BASE)	1 Gal./Case of 4 Only*		
	5 Gallon		
GATORSEAL NATURAL STONE ZERO GLOSS & COLOR ENHANCER (WATER BASE)	1 Gal./Case of 4 Only*		
	5 Gallon		
GATORSEAL HYBRID SEALER LOW GLOSS + COLOR ENHANCER <i>Custom Order</i>	1 Gal./Case of 4 Only*		
	5 Gallon		
GATORSEAL HYBRID SEALER HIGH GLOSS + COLOR ENHANCER <i>Custom Order</i>	1 Gal./Case of 4 Only*		
	5 Gallon		
GATOR ROLLER 9"	Case of 12 Only*		
SOLVENT RESISTANT ROLLER 9"	Case of 12 Only*		
GATOR SPRAYER <i>Custom Order</i>	Case of 12 Only*		

BINDERS

PRODUCT	SIZE	PRICE / CASE	PRICE / EACH
GATOR ROCK BOND (Binder Only)	1 Gal. / Case of 4 Only*		
GATOR ROCK BOND KIT	1 Qt. Binder / 40 Lbs. of Rock		

CLEANERS

PRODUCT	SIZE	PRICE / CASE	PRICE / EACH
GATOR CLEAN EFFLORESCENCE CLEANER	1 Gal. / Case of 4 Only*		
	5 Gallon		
GATOR PROFESSIONAL GRADE EFFLORESCENCE REMOVER	5 Gallon		
GATOR CLEAN OIL & GREASE REMOVER XP	1 Qt. / Case of 6 Only*		
GATOR CLEAN SHAMPOO	1 Gal. / Case of 4 Only*		
	5 Gallon		
GATOR CLEAN RUST REMOVER	1 Qt. / Case of 6 Only*		
GATOR CLEAN SEALER STRIPPER	1 Gal. / Case of 4 Only*		
	5 Gallon		

EDGE RESTRAINTS

PRODUCT	SIZE	PRICE	PALLET PRICE
GATOR XTREME EDGE Sold in Full Pallets Only (Custom Order)	50 lb. bag 56 Bags Per Pallet** Covers Approx. 15 Lin. Ft. Per Bag	Per Bag	Per Pallet
GATOR RIGID EDGING 24 Pcs./Bundle • 28 Bundles/Pallet	8 Lin. Ft. Per Pc. 192 Lin. Ft. Per Bundle	Per Lin. Ft.	Per Pallet
GATOR FLEX EDGING 24 Pcs./Bundle • 28 Bundles/Pallet	8 Lin. Ft. Per Pc. 192 Lin. Ft. Per Bundle	Per Lin. Ft.	Per Pallet
GATOR TILE EDGING (Custom Order) 24 Pcs./Bundle • 16 Bundles/Pallet	8 Lin. Ft. Per Pc. 192 Lin. Ft. Per Bundle	Per Lin. Ft.	Per Pallet

GATORBASE, SCREWS, NAILS & SPACERS

PRODUCT	SIZE	PRICE / PKG	PRICE
GATOR BASE	12 Pkgs, 10/Pkg, 57.9 SQ FT/Pkg <i>Custom Order**</i>		
GATOR SCREWS	20 Pkgs/Carton, 50 Units/Pkg <i>Custom Order*</i>		
GATOR SPACERS 1/8"	6 Pkgs/Box, 50 Units/Pkg <i>Custom Order*</i>		
GATOR SPACERS 3/16"	6 Pkgs/Box, 50 Units/Pkg <i>Custom Order*</i>		
GATOR SPACERS 1/4"	6 Pkgs/Box, 50 Units/Pkg <i>Custom Order*</i>		
GATOR COMMON 10" NAILS	50 lb. Box <i>Custom Order</i>		-
GATOR COMMON 12" NAILS	50 lb. Box <i>Custom Order</i>		-
GATOR SPIRAL 10" NAILS	50 lb. Box <i>Custom Order</i>		-
GATOR SPIRAL 12" NAILS	50 lb. Box <i>Custom Order</i>		-

*Sold by the Case, Box or Carton only. **Sold by Pallet only. †Black Diamond covers approximately 10% less than other sand colors.

GATOR ARTIFICIAL TURF



PREMIUM BLEND			CLASSIC BLEND	
COLOR	FOREST GREEN	LIME GREEN	FOREST GREEN	LIME GREEN
7.5' x 25'				
7.5' x 50'				
15' x 33'				
15' x 100'				

PUTTING GREEN BLEND	
COLOR	SUMMER GREEN
7.5' x 25'	
15' x 25'	



GATOR X-TURF XP ODOR REMOVER	
PRICE - PER CASE	

GATOR XTURF INFILL SAND			
COLOR	BEIGE	GREEN	WHITE
PRICE - PER BAG			

GATOR XTURF SEAM TAPE		
SIZE	12' x 100'	12' x 300'
PRICE - PER ROLL		

GATOR XTURF SPIRAL NAILS	
SIZE	6" (50 lbs/730-740 Nails)
PRICE - PER BOX	

PEDESTAL SYSTEMS



CAMBRIDGE PEDESTAL SYSTEMS

The foundation of any stable deck assembly, the Pedestal System is engineered to provide durable and cost effective support for elevated surfaces which may be made of pressed concrete pavers, durable wood, or metal grates. Our pedestals can accommodate many deck and flooring options. These adjustable pedestals can be used to create aesthetically pleasing pedestrian areas such as, plazas, recreational areas on rooftops, and sidewalks at a relatively lower weight and cost than most other solutions.

These polypropylene pedestals are lightweight and reusable, and they exhibit a proven record for durability. They are designed to ensure noise reduction and excellent drainage. Also, the integrated spacing tabs ensure consistent and proper joint spacing, while the broad octagon base provides great stability.

Telescoping pedestals, facilitate ease of inspection and access to areas below the pedestrian surface to enable repairs at far lower costs than other pedestal systems. Generally, these pedestals are effective at lowering costs in many capacities. Please Call us for complete information on the advantages of using the Pedestal System.

LOAD BEARING	1250 pounds
COMPOSITION	Polypropylene (recycled)
COLOR	Black
BIO-CHEMICAL RESISTANCE	Unaffected by molds and algae and excellent resistance to alkali/bitumen

SPECIFICATIONS (±1/8")

PEDESTAL	PARTS	HEIGHT (US)	HEIGHT (METRIC)	QUANTITY	PRICE
Model H	O1	0.625 in.	15.87 mm	Pedestal Box (180)	
Model H1	M1,F1	1.25 – 2 in.	31.74-50.8 mm	Pedestal Box (50)	
Model H2	M2,F2	2 – 3 in.	50.8-76.2 mm	Pedestal Box (50)	
Model H3	M3,F3	3 – 4.75 in.	76.2-120.65 mm	Pedestal Box (40)	
Model H4	M4,F4	4.75 – 6 in.	120.65-152.4 mm	Pedestal Box (30)	
Model HX1	S1	0.625 in.	1.58 mm	Paver Shim Box (100)	
Model HX2	S2	0.125 in.	3.17 mm	Paver Shim Box (100)	

* All items compatible for stacking.

UMBRELLAS



INSTALLATION - ALL MODELS \$250.00

MODEL	SIZE	AVAILABLE COLOR	PRICE
P6 Single	8' x 8'	Frame & Canopy Black; Frame & Canopy Gray; Frame Black/Canopy Sand; Frame Gray Canopy Sand	
P6 Double	8' x 8'	Frame & Canopy Black; Frame & Canopy Gray; Frame Black/Canopy Sand; Frame Gray Canopy Sand	
P6 Triple	8' x 8'	Frame & Canopy Black; Frame & Canopy Gray; Frame Black/Canopy Sand; Frame Gray Canopy Sand	
P6 Quadruple	8' x 8'	Frame & Canopy Black; Frame & Canopy Gray; Frame Black/Canopy Sand	
P6XL Single	10' x 10'	Frame & Canopy Black; Frame & Canopy Gray; Frame Black/Canopy Sand; Frame Gray Canopy Sand	
P6XL Double	10' x 10'	Frame & Canopy Black; Frame & Canopy Gray; Frame Black/Canopy Sand; Frame Gray Canopy Sand	
P6XL Triple	10' x 10'	Frame & Canopy Black; Frame & Canopy Gray; Frame Black/Canopy Sand; Frame Gray Canopy Sand	
P6XL Quadruple	10' x 10'	Frame & Canopy Black; Frame & Canopy Gray; Frame Black/Canopy Sand	