



# CAMBRIDGE

## PRODUCT LINE SPECS & NEW PRODUCTS

*The Best Outdoor Living Ideas!*

2021



### HIGHLIGHTS FOR 2021...



**NEW  
BELGIUM  
CURBSTONE**



**NEW  
OMEGA 7  
NATURAL STONE  
WALL**



**NEW  
ALLIANCE GATOR  
NITRO SAND &  
XTREME EDGE**



**NEW  
PRE-PACKAGED  
LOUVERED  
K-BANA**

“An added value when selling your home.”

Charles H. Gamarekian, Founder / Chairman / CEO

FIND US ONLINE:  
[cambridgepavers.com](http://cambridgepavers.com)

Need inspiration for your next outdoor project? Follow us on social media!



# GENERAL PRICING & ORDER INFORMATION

**PALLETS** (Non-Returnable)..... \$\_\_\_\_\_ Each

**ALL RETURNS** (Prior Approval Required)

- A. Restocking Charge..... %  
B. Trucking Charge..... **Amt. Based On Location**

## DELIVERY TO JOB SITE:

Minimum Of 12 Cubes (*Pavingstones*) / Minimum 14 Pallets (*Wallstones*)

## DELIVERY TO DISTRIBUTOR'S YARD:

Minimum Of 16 Cubes (*Pavingstones*) / 14 Pallets (*Wallstones*). Truck reservations must be accompanied by a Cambridge Online Order confirmation. For delivery to a job site, recipient must meet truck.

All dimensions quoted in these specifications are nominal and are for guidance only. Actual sizes and weights will vary, particularly on the products designed to replicate natural stone which have features such as riven profiles and fettled edges. The sizes and quantities provided on these pages usually allow a nominal 5mm or more of sand joint width.

**NOTE:** 1 sq. ft. of 2 3/8 in. thick pavingstones equals approx. 27 lbs. Example: 100 sq. ft. / one cube = 2,700 lbs.

**ATTENTION: AS YOU KNOW, DISTRIBUTOR'S CONTRACTORS ARE NOT PERMITTED TO PICK UP AT CAMBRIDGE. THIS WILL IMPROVE YARD LOADING AND DELIVERY TIMES FOR ALL CAMBRIDGE CUSTOMERS. THANK YOU FOR UNDERSTANDING.**

## SPECIAL ORDERS

**PAVERS:** Payment is required prior to manufacturing. Minimum order quantity will be required. All overage material must be purchased.

**OUTDOOR LIVING KITS:** See below for the policy regarding Special Order quotes.

### » QUOTES:

- A Quote for Special Order product will be provided within 2 business days of the receipt of all required detail to accurately identify the requested product.
- There is a \_\_\_\_\_ charge for the processing of a Special Order quote. Product will be quoted upon receipt of a Purchase Order in the amount of \_\_\_\_\_, which will be invoiced immediately.
- Should you purchase the Special Order product, *Cambridge will credit \$\_\_\_\_\_ to the invoiced amount upon receipt of a written order and pre-payment for the quoted product.*
- Quotes are valid for 60 days.

» **TERMS:** Special Order products are provided based on customer specifications and are not returnable. Payment in full is required for the manufacturing process to proceed.

» **LEAD TIME:** Will be provided at the time of quoting.

## MANUFACTURING BY LOCATION, TRANSFERRING OF MATERIAL & TRUCKING

**Starting in 2021**, we will manufacture specific products in certain locations only (**Lyndhurst, South Amboy, or Lakewood**). We will provide this list to you shortly. For distributors where we arrange all trucking- we will now be providing you with three different trucking rates from each of our locations to your yard so you can price all products accordingly. For distributors that arrange their own trucking or pick up-you will be instructed what products will be available at each location. *We will not be transferring products from one location to the other* (this includes split loads to yards/jobsites). This will streamline our operations and maximize the supply of our pavers and walls so we can better service you.

## ORDERING COYOTE "CUSTOM ORDER ONLY" PRODUCTS

**NOTE:** Coyote products designated as "Custom Order Only" are not in our inventory. To ensure that items are available on a timely basis, a single order will be placed weekly. Custom Orders must be received by 11:00 AM on Wednesday. The product ordered will be available the following Friday at Cambridge unless otherwise specified at the time of order placement.

**YOU WILL NOTICE THAT VERSUS LISTING SPECIFIC COLORS AVAILABLE BY SHAPE, THEY ARE CATEGORIZED BY COLOR PRICING CATEGORIES. PLEASE USE THE COLOR SELECTION GUIDES IN THE IMMEDIATE FOLLOWING PAGES FOR SPECIFIC COLOR AVAILABILITY BY SHAPE.**

COLOR PRICING CATEGORIES	REASON FOR UPCHARGE	COLORS
STANDARD COLORS	—	Brandywine, Birchwood, Chestnut, Cottonwood, Ironwood, Onyx, Ruby, Sahara, Salmon, Onyx/Natural, Ruby/Onyx, Sahara/Chestnut, Toffee/Onyx, Toffee/Onyx Lite
COLOR PLUS	PRICE INCREASED BECAUSE OF WHITE CEMENT	Coal, Canyon Blend, Limestone Quarry Blend, Mocha, Redrock Blend, Riverbed Blend, Sahara/Chestnut Lite, Sandstone Blend, Sandstone Lite, Slate
PREMIER COLORS	PRICE INCREASED BECAUSE OF SPECIAL BLUE PIGMENTS AND/OR WHITE CEMENT	Blue Lagoon, Bluestone Blend, Driftwood, Eggshell, Limestone Quarry Blue, Montauk Blue, Oceanside, Stone Harbor, Vermont Slate

**NOTE:** Pricing for the South Beach Collection colors are found on Page 8.

Cambridge utilizes outside vendors/partners to provide you with the highest quality products. Please note, the appearance, availability and pricing of third-party and Cambridge products are subject to change at any time. Actual products may differ slightly from the pictures shown. Cambridge is not responsible for typographical (description and pricing) errors in our product line specifications.



# OUTDOOR LIVING *Color Selection Guide*



		Bluestone Blend	Limestone Quarry Blend	Midnight Slate	Onyx/Natural	Ruby/Onyx	Sahara/Chestnut	Sahara/Chestnut Lite	Sandstone Blend	Santa Fe	Toffee/Onyx	Toffee/Onyx Lite
FIRE PIT	Fully-Assembled Gas Fire Table						■				■	
	Olde English Wall Square Fire Pit Kit	■			■	■	■	■	■		■	■
	Olde English Wall Round Fire Pit Kit	■			■	■	■	■	■		■	■
	Garden Wall Round Fire Pit Kit Split Face	■	■		■	■	■	■	■		■	■
	Pyzique Round Fire Pit Kit Split Face	■			■	■	■		■		■	
	Pyzique Round Fire Pit Kit Renaissance				■		■				■	
	MaytRx Square Fire Pit Kit Split Face	■			■	■	■				■	
	MaytRx Square Fire Pit Kit Renaissance				■		■				■	
	Ledgestone Radius Wall Round Barbeque & Fire Pit Kit	■			■		■				■	
FIREPLACES	Fully-Assembled Olde English Outdoor Fireplace & Waterfall/Firewood Box		■				■				■	
	Olde English Wall Fireplace Kit & Firewood Box Kit				■		■				■	
	The Boutique Collection Mini Fully-Assembled Olde English Fireplace		■				■				■	
	Olde English Paver Fireplace Kit & Firewood Box Kit				■		■				■	
	MaytRx Split Face Fireplace Kit & Firewood Box Kit				■		■				■	
	MaytRx Renaissance Fireplace Kit & Firewood Box Kit				■		■				■	
	Fully-Assembled The Berkshire Outdoor Fireplace & Firewood Box		■								■	
	Fully-Assembled Stone Veneer Outdoor Fireplace & Firewood Box			■						■		
BOUTIQUE COLLECTION	The Boutique Collection Mini Fully-Assembled Canyon Ledge Fireplace			■						■		
	The Boutique Collection Fully-Assembled Olde English Bench						■				■	
	Pre-Cut & Pre-Packaged MaytRx Seating Wall Kit (Quarter Round/Half Round - Split Face Only)				■		■				■	
KITCHENS	Fully-Assembled Outdoor Kitchen		C				C				C	
	Olde English Wall Outdoor Kitchen Kit	■			■		■				■	
	Olde English Wall Outdoor Kitchen with Asado Cooker Kit	■			■		■				■	
	MaytRx Wall Kitchen Kit Split Face				■		■				■	
	MaytRx Wall Kitchen Kit Renaissance				■		■				■	
	Fully-Assembled Stone Veneer Kitchen			C						C		
PIZZA OVENS	Fully-Assembled Pizza Oven		■				■				■	
	Fully-Assembled Stone Veneer Pizza Oven			■						■		
	Olde English Wall Pizza Oven Kit				■		■				■	
	MaytRx Wall Pizza Oven Kit Split Face				C		C				C	
	MaytRx Wall Pizza Oven Kit Renaissance											
GRILL ISLANDS	Fully-Assembled Outdoor Grill Island		■				■				■	
	Olde English Wall Grill Module Kit	■			■		■				■	
	MaytRx Wall Grill Module Kit Split Face				■		■				■	
	MaytRx Wall Grill Module Kit Renaissance				■		■				■	
	Ledgestone Wall Grill Module Kit	■			■		■		■		■	
	Fully-Assembled Stone Veneer Grill Island			■						■		
BARS & TABLES	Olde English Wall Bar Module Kit	C			■		■		C		■	
	MaytRx Wall Bar Module Kit Split Face				■		■				■	
	MaytRx Wall Bar Module Kit Renaissance											
	Olde English Wall Patio Pub & Bistro Table Kit						■				■	
	MaytRx Wall Patio Pub & Bistro Table Kit Split Face						■				■	
	MaytRx Wall Patio Pub & Bistro Table Kit Renaissance						■				■	
MAILBOX COLUMN KITS / FIRE / WATER	Ledgestone Wall Evolution 360											
	Olde English Wall Rectangular & Round Waterfall Kits	■			■		■		■		■	
	Fully-Assembled Grand Columns & Grand Column Mailboxes						C				C	
	Olde English Column Mailbox Kit				■		■		C		■	
	MaytRx Column Mailbox Kit Split Face				■		■				■	

# PAVINGSTONES *Color Selection Guide*

SHERWOOD COLLECTION	Chestnut	Coal	Eggshell	Mocha	Onyx	Blue Lagoon	Bluestone Blend	Canyon Blend	Driftwood	Limestone Quarry Blend	Limestone Quarry Blue	Montauk Blue	Oceanside	Onyx/Natural	Redrock Blend	Riverbed Blend	Ruby/Onyx	Sahara/Chestnut	Sahara/Chestnut Lite	Sandstone Blend	Sandstone Lite	Slate	Stone Harbor	Toffee/Onyx	Toffee/Onyx Lite	Vermont Slate
Ledgestone 3-Pc. Design Kit						■	■	■	■	■	■	■	■	■	■	■	■	■	■	■	■	■	■	■	■	
Ledgestone 4 1/2 x 9	■	■		■	■		■			■				■				■	■	■				■	■	
Ledgestone 9 x 9, 9 x 18 & 18 x 18 Design Kit	SPECIAL ORDER ONLY																									
Ledgestone 18 x 18							■			■				■				■	■	■				■	■	
Ledgestone XL 3-Pc. Design Kit						■	■		■	■	■	■	■	■	■	■		■	■	■	■	■	■	■	■	
Ledgestone XL 15 3/4 x 23 5/8	SPECIAL ORDER ONLY																									
Ledgestone XL 24 x 36			■				■		■	■	■			■						■					■	
Ledgestone Circle Design Kit		■		■										■					■	■					■	
Ledgestone Smooth 3-Pc. Design Kit						■	■		■	■	■		■	■				■	■	■	■	■	■	■	■	
Ledgestone Smooth 4 1/2 x 9	■	■		■	■		■							■					■	■					■	
Ledgestone Smooth 18 x 18							■							■					■	■					■	
XL Smooth 3-Pc. Design Kit						■	■		■	■	■	■	■	■		■		■	■	■	■	■	■	■	■	
XL Smooth 15 3/4 x 23 5/8	SPECIAL ORDER ONLY																									
XL Smooth 24 x 36			■				■		■	■	■			■					■	■					■	
XL Smooth Circle Design Kit									■					■												
River Rock		■		■										■					■						■	
Nor Stone 4-Pc. Design Kit									■					■				■	■					■	■	
Timber Stone 4-Pc. Design Kit	AVAILABLE IN <i>Birchwood, Cottonwood, Ironwood &amp; Mocha</i>																									
Belgium 5-Pc. Design Kit		■		■					■					■				■							■	
Brick Alley		■		■										■				ALSO AVAILABLE IN <i>Brandywine</i>								
24 x 24 Smooth		■	■											ALSO AVAILABLE IN <i>Natural</i>												





ROUNDTABLE COLLECTION	Chestnut	Coal	Mocha	Onyx	Bluestone Blend	Canyon Blend	Driftwood	Limestone Quarry Blend	Limestone Quarry Blue	Montauk Blue	Onyx/Natural	Ruby/Onyx	Sahara/Chestnut	Sahara/Chestnut Lite	Sandstone Blend	Sandstone Lite	Slate	Toffee/Onyx	Toffee/Onyx Lite
4 1/2 x 6	SPECIAL ORDER ONLY																		
6 x 6	■	■	■	■				■			■	■	■	■	■			■	■
6 x 9	■	■	■	■	■	■	■	■	■	■	■	■	■	■	■	■	■	■	■
Circle Design Kit	■	■	■	■							■	■	■		■			■	
Random Design Kit	SPECIAL ORDER ONLY																		






RENAISSANCE COLLECTION	Chestnut	Onyx	Bluestone Blend	Onyx/Natural	Ruby/Onyx	Sahara/Chestnut	Sahara/Chestnut Lite	Sandstone Blend	Toffee/Onyx	Toffee/Onyx Lite
4 x 8 Holland	SPECIAL ORDER ONLY									
6 x 6				■		■			■	■
6 x 9	■	■		■	■	■		■	■	■
12 x 12	SPECIAL ORDER ONLY									
Random Design Kit	SPECIAL ORDER ONLY									
Renaissance V			■	■			■		■	■
Olde English 3-Pc. Design Kit				■					■	■
Holland Permeable XL	SPECIAL ORDER ONLY									






CRUSADER COLLECTION	Chestnut	Coal	Eggshell	Mocha	Onyx	Bluestone Blend	Limestone Quarry Blend	Onyx/Natural	Ruby/Onyx	Sahara/Chestnut	Sahara/Chestnut Lite	Sandstone Blend	Toffee/Onyx	Toffee/Onyx Lite
4 x 12 Bullnose - 2 3⁄8" Thick	SPECIAL ORDER ONLY													
6 x 12 Bullnose - 2 3⁄8" Thick	■	■		■	■	■	■	■	■	■	■	■	■	■
Holland w/out Spacer Bars & Chamfered Edges								■	■	■			■	
Ledgestone Permeable 3-Pc. Design Kit								■			■		■	■
Ledgestone Small Permeable 3-Pc. Design Kit								■						
6 x 9 Ledgestone Permeable								■			■		■	■
6 x 9 Ledgestone Smooth Permeable								■						
Holland Permeable XL								■						
Turfstone	AVAILABLE IN <i>Natural</i>													
Ledgestone Cap		■	■	■		■	■	■		■	■	■	■	■
12 x 24 Cap		■	■	■		■	■	■				■		








KINGSCOURT COLLECTION	Chestnut	Onyx	Ruby	Sahara	Salmon	Bluestone Blend	Onyx/Natural	Ruby/Onyx	Sahara/Chestnut	Sahara/Chestnut Lite	Sandstone Blend	Toffee/Onyx	Toffee/Onyx Lite
4 x 8 Holland		■	■				■	■	■			■	
Holland II	SPECIAL ORDER ONLY												
6 x 6	■	■					■	■	■			■	
6 x 9	■	■	■			■	■	■	■	■	■	■	■
8 x 8		■	■	■	■		■	■					
12 x 12	SPECIAL ORDER ONLY												

EXCALIBUR COLLECTION	Onyx	Ruby	Onyx/Natural	Ruby/Onyx
Cobble I	■	■	■	■
Cobble I Edger	■	■	■	■
Diamond	■	■		■

	LEDGESTONE 4 1/2 X 9	LEDGESTONE SMOOTH 4 1/2 X 9	LEDGESTONE 18 X 18	LEDGESTONE SMOOTH 18 X 18
PAVINGSTONE SHAPE				
ACTUAL SIZE (inches) 2 3/8 Thick - unless noted	4 17/32 x 9 3/32	4 17/32 x 9 3/32	18 3/16 x 18 3/16	18 3/16 x 18 3/16
WEIGHT PER CUBE (lbs.)	3,030	3,030	2,411 (Pallet Incl.)	2,411 (Pallet Incl.)
SQUARE FT. PER CUBE	114 (Linear Ft. • Soldier: 151 / Sailor: 303.1)	114 (Linear Ft. • Soldier: 151 / Sailor: 303.1)	88	88
PIECES PER CUBE	400	400	40	40
SQUARE FT. PER BAND	22.8	22.8	44	44
PIECES PER BAND	80	80	20	20
BANDS PER CUBE	5	5	2	2
PRICE PER SQUARE FOOT	Standard	Standard	Standard	Standard
	Color Plus	Color Plus	Color Plus	Color Plus
	Premier	Premier	Premier	Premier






	LEDGESTONE 3-PC. DESIGN KIT	LEDGESTONE SMOOTH 3-PC. DESIGN KIT	LEDGESTONE XL 3-PC. DESIGN KIT	XL SMOOTH 3-PC. DESIGN KIT	LEDGESTONE 9 X 9, 9 X 18 & 18 X 18 3-PC. DESIGN KIT
PAVINGSTONE SHAPE					
ACTUAL SIZE (inches) 2 3/8 Thick - unless noted	9 3/32 x 13 5/8 - 50 pcs. 9 3/32 x 9 3/32 - 60 pcs. 4 17/32 x 9 3/32 - 130 pcs.	9 3/32 x 13 5/8 - 50 pcs. 9 3/32 x 9 3/32 - 60 pcs. 4 17/32 x 9 3/32 - 130 pcs.	15 3/4 x 23 5/8 - 20 pcs. 15 3/4 x 15 3/4 - 30 pcs. 7 7/8 x 15 3/4 - 30 pcs.	15 3/4 x 23 5/8 - 20 pcs. 15 3/4 x 15 3/4 - 30 pcs. 7 7/8 x 15 3/4 - 30 pcs.	18 3/16 x 18 3/16 - 20 pcs. 9 3/32 x 18 3/16 - 20 pcs. 9 3/32 x 9 3/32 - 40 pcs.
WEIGHT PER CUBE (lbs.)	3,078	3,078	3,538 (Pallet Incl.)	3,538 (Pallet Incl.)	2,524 (Pallet Incl.)
SQUARE FT. PER CUBE	114	114	129	129	92
PIECES PER CUBE	240	240	80	80	80
	Ledgestone 3-PC. Design Kit will install as a module with the 9 x 9, 9 x 18 & 18 x 18 Design Kit.	N/A	N/A	N/A	N/A
PRICE PER SQUARE FOOT	Standard	Standard	Standard	Standard	SPECIAL ORDER ONLY Please call for pricing and production scheduling.
	Color Plus	Color Plus	Color Plus	Color Plus	
	Premier	Premier	Premier	Premier	

	LEDGESTONE XL 15 3/4 X 23 5/8	LEDGESTONE XL 24 X 36	XL SMOOTH 15 3/4 X 23 5/8	XL SMOOTH 24 X 36	24 X 24 SMOOTH (Rooftop Paver)
PAVINGSTONE SHAPE					
ACTUAL SIZE (inches) 2 3/8 Thick - unless noted	15 3/4 x 23 5/8	23 5/8 x 35 7/16	15 3/4 x 23 5/8	23 5/8 x 35 7/16	2" Thick 24" x 24"
WEIGHT PER CUBE (lbs.)	2,816 (Pallet Incl.)	3,305 (Pallet Incl.)	2,816 (Pallet Incl.)	3,305 (Pallet Incl.)	2,200 (Pallet Incl.)
SQUARE FT. PER CUBE	103	116	103	116	80
PIECES PER CUBE	40	20	40	20	20
SQUARE FT. PER BAND	51.5	58	51.5	58	40
PIECES PER BAND	20	10	20	10	10
BANDS PER CUBE	2	2	2	2	2
PRICE PER SQUARE FOOT	SPECIAL ORDER ONLY Please call for pricing and production scheduling.	Standard	SPECIAL ORDER ONLY Please call for pricing and production scheduling.	Standard	Natural (\$ / piece) /Sq. Ft.
		Color Plus		Color Plus	Coal (\$ / piece) /Sq. Ft.
		Premier		Premier	Eggshell (\$ / piece) /Sq. Ft.

	XL SMOOTH CIRCLE DESIGN KIT	LEDGESTONE CIRCLE DESIGN KIT	BRICK ALLEY	BELGIUM 5-PC. DESIGN KIT	RIVER ROCK	NORSTONE 4-PC. DESIGN KIT	TIMBERSTONE 4-PC. DESIGN KIT
PAVINGSTONE SHAPE							
ACTUAL SIZE (inches) 2 3/8 Thick - unless noted	Circle Stones 7 Special Shapes (10.33 Ft. Diam.)	Circle Stones 7 Special Shapes (10.33 Ft. Diam.)	2 5/8 x 7 7/8	5 x 5 • 5 x 6 5 x 6 1/2 • 5 x 7 1/2 5 x 8 1/2	7 Various Sizes	3 1/8" Thick 7 31/64 x 25 19/23 7 31/64 x 21 21/32 7 31/64 x 17 23/32 7 31/64 x 13 25/32	3 1/8" Thick 7 31/64 x 25 19/23 7 31/64 x 21 21/32 7 31/64 x 17 23/32 7 31/64 x 13 25/32
WEIGHT PER CUBE (lbs.)	3,010 (Pallet Incl.)	3,010 (Pallet Incl.)	1,855	2,835	2,606 (Pallet Incl.)	3,470 (Pallet Incl.)	3,470 (Pallet Incl.)
SQUARE FT. PER CUBE	110	110	67 (Linear Ft. • Soldier: 102.4 Sailor: 307.1)	105 (Linear Ft. • Sailor: 251.2)	87	98	98
PIECES PER CUBE	170	170	468	450	580	96	96
SQUARE FT. PER BAND	LARGE SCALE CIRCLE! The 7 special shapes have a length of 8' 8", with widths up to 13' 9".		11.1	PERMEABLE PAVEMENT The Belgium 5-Pc. Design Kit can also be utilized for permeable applications.	N/A	N/A	N/A
PIECES PER BAND			78				
BANDS PER CUBE			6				
PRICE PER SQUARE FOOT	Standard	Standard	Standard	Standard	Standard	Standard	Standard
	Color Plus	Color Plus	Color Plus	Color Plus	Color Plus	Color Plus	Color Plus
						Premier	







Straight-sided shapes with rolled, beveled edges & dimpled, embossed surfaces.

## ROUNDTABLE COLLECTION

	4 1/2 X 6	6X6	6X9	CIRCLE DESIGN KIT	RANDOM DESIGN KIT (Special Order Only)
PAVINGSTONE SHAPE	 For Borders & Circle Design Kit extension only				
ACTUAL SIZE (inches) 2 3/8 Thick - unless noted	4 3/8 x 5 13/16	6 x 6	6 x 9	CIRCLE STONES I, II, III, IV, V & VI (8.5 Ft. Diam.)	3 x 6 (13%) • 4 1/2 x 6 (20%) 6 x 6 (27%) • 6 x 9 (40%)
WEIGHT PER CUBE (lbs.)	1,647	2,835	3,051	1,728	3,051
SQUARE FT. PER CUBE	61	105	113	64	113
PIECES PER CUBE	336	420	300	360	480
SQUARE FT. PER BAND	8.7	15.00	22.60	N/A	N/A
PIECES PER BAND	48	60	60		
BANDS PER CUBE	7	7	5		
PRICE PER SQUARE FOOT	SPECIAL ORDER ONLY Please call for pricing and production scheduling.	Standard	Standard	Standard	SPECIAL ORDER ONLY Please call for pricing and production scheduling.
		Color Plus	Color Plus	Color Plus	
			Premier		





Classic, straight-sided shapes with smooth flat surfaces.




## KINGSCOURT COLLECTION

	4X8 HOLLAND	HOLLAND II (Special Order Only)	6X6	6X9	8X8	12X12 (Special Order Only)
PAVINGSTONE SHAPE						
ACTUAL SIZE (inches) 2 3/8 Thick - unless noted	4 x 8	3 1/8" Thick 4 x 8	6 x 6	6 x 9	8 x 8	12 x 12
WEIGHT PER CUBE (lbs.)	3,267	3,395	2,835	3,051	2,889	3,240
SQUARE FT. PER CUBE	121	97	105	113	107	120
PIECES PER CUBE	540	432	420	300	240	120
SQUARE FT. PER BAND	20.10	16.10	15.00	22.60	17.80	30.00
PIECES PER BAND	90	72	60	60	40	30
BANDS PER CUBE	6	6	7	5	6	4
PRICE PER SQUARE FOOT	Standard	SPECIAL ORDER ONLY Please call for pricing and production scheduling.	Standard	Standard	Standard	SPECIAL ORDER ONLY Please call for pricing and production scheduling.
	Shell (Special Order)			Color Plus		
	CALL			Premier		

# RENAISSANCE COLLECTION




Aged Cambridge shapes & design kits that offer the look of natural stone.

	4X8 HOLLAND (Special Order Only)	6X6	6X9	12X12 (Special Order Only)
PAVINGSTONE SHAPE				
ACTUAL SIZE (inches) 2 3/8 Thick - unless noted	4 x 8	6 x 6	6 x 9	12 x 12
WEIGHT PER CUBE (lbs.)	3,267	2,835	3,051	3,240
SQUARE FT. PER CUBE	121	105	113	120
PIECES PER CUBE	540	420	300	120
SQUARE FT. PER BAND	20.10	15.00	22.60	30.00
PIECES PER BAND	90	60	60	30
BANDS PER CUBE	6	7	5	4
PRICE PER SQUARE FOOT	SPECIAL ORDER ONLY Please call for pricing and production scheduling.	Standard	Standard Color Plus	SPECIAL ORDER ONLY Please call for pricing and production scheduling.

	RANDOM DESIGN KIT (Special Order Only)	OLDE ENGLISH PAVER 3-PC. DESIGN KIT	RENAISSANCE V 5-PC. DESIGN KIT
PAVINGSTONE SHAPE			
ACTUAL SIZE (inches) 2 3/8 Thick - unless noted	3 x 6 (13%) 4 1/2 x 6 (20%) 6 x 6 (27%) 6 x 9 (40%)	8 1/4 x 13 3/4 - 80 pcs. (59%) 6 13/16 x 8 1/4 - 70 pcs. (26%) 4 1/16 x 6 13/16 - 80 pcs. (15%)	11.8 x 11.8 - 30 pcs. 5.9 x 11.8 - 100 pcs. 5.9 x 8.85 - 80 pcs. 5.9 x 5.9 - 20 pcs. 3 x 5.9 - 40 pcs.
WEIGHT PER CUBE (lbs.)	3,051	2,889	3,159
SQUARE FT. PER CUBE	113	107	117
PIECES PER CUBE	480	230	270
SQUARE FT. PER BAND			
PIECES PER BAND	N/A	N/A	N/A
BANDS PER CUBE			
PRICE PER SQUARE FOOT	SPECIAL ORDER ONLY Please call for pricing and production scheduling.	Standard	Standard Color Plus Premier

# EXCALIBUR COLLECTION

Angled shapes with beveled edges & flat surfaces.

	COBBLE I	COBBLE I EDGER	DIAMOND
PAVINGSTONE SHAPE			
ACTUAL SIZE (inches) 2 3/8 Thick - unless noted	6 3/16 x 8 13/16	4 5/16 x 8 13/16	5 11/16 x 13 23/32
WEIGHT PER CUBE (lbs.)	2,997	2,997	2,605 (Pallet Incl.)
SQUARE FT. PER CUBE	111	111	95
PIECES PER CUBE	400	500	240
SQUARE FT. PER BAND	22.20	22.20	23.75
PIECES PER BAND	80	100	60
BANDS PER CUBE	5	5	4
8 PRICE PER SQ. FOOT			

# SOUTH BEACH COLLECTION









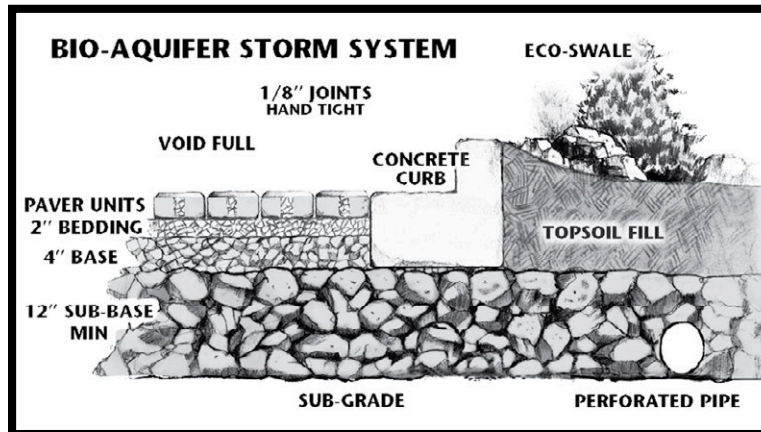
Are you looking for unique, one-of-a-kind pavingstone colors? Well the search is over! The South Beach Collection brings soft, pastel shades that are as lively as Ocean Drive. Don't settle for ordinary when you can have "extra-ordinary." Treat them as an accent or use them how you wish on a whole pavement project, because there are no rules when creating a beach party! All of our pavers are available in South Beach colors through Special Order Only (3 cube minimum order required).

COLOR	PINK SANDS	SUN RAYS	SEA GREEN	VIOLET MIST	SKY BLUE
UPCHARGE					

**SPECIAL ORDER TERMS:** Payment is required prior to manufacturing.  
All overage material must be purchased.









	CONCRETE BRICK	HOLLAND Without Spacer Bars & Chamfered Edges	4X12 BULLNOSE (Special Order Only)	6X12 BULLNOSE	LEDGESTONE CAP WITH ARMORTEC®		12X24 CAP
PAVINGSTONE SHAPE	 Without Spacer Bars & Chamfered Edges						
ACTUAL SIZE (inches) 2 3/8 Thick - unless noted	4 x 8	4 x 8	3 7/8 x 12	6 x 12	19 1/8 x 19 1/8 - 7 pcs. • 18 3/4 x 16 1/2 - 7 pcs. 16 x 13 3/4 - 14 pcs. • 11 7/11 x 9 3/8 - 14 pcs.		12 9/16 X 24
WEIGHT PER CUBE (lbs.)	3,267	3,267	2,146 (Pallet Incl.)	2,146 (Pallet Incl.)	<b>2 3/8" Thick • All caps 12 9/16" Depth</b> All four pieces are conveniently packaged on one pallet. One cube contains 7 corner units that can be used as a right or left corner, and as regular units. Straight, curved, circular and serpentine designs can be easily created with these four larger configurations - three trapezoidal and one square. With deep, bluestone-like clefts, this multi-use option can be used for pool coping, steps, wall caps and pavingstone borders.  <b>Linear Ft. Per Cube: 51 • Pieces Per Cube: 42</b> Total Weight: 1,450 lbs. (Pallet Incl.)		1,845 (Pallet Incl.)
SQUARE FT. PER CUBE	121	121	78	78			60 Linear Ft.
PIECES PER CUBE	540	540	234	156			30
SQUARE FT. PER BAND	20.10	20.10	26	26			20 Linear Ft.
PIECES PER BAND	90	90	78	52			10
BANDS PER CUBE	6	6	3	3			3
PRICE PER SQUARE FOOT	Natural	Standard	<b>SPECIAL ORDER ONLY</b> Please call for pricing and production scheduling.	Standard	<b>PRICE PER LINEAR FOOT</b>	Standard	Standard
	<b>SPECIAL ORDER ONLY</b> <b>NO ARMORTEC®.</b>			Color Plus		Color Plus	
				Premier		Premier	



## PERMEABLE PAVEMENT SYSTEMS





Both Ledgestone Permeable 3-Pc. Design Kits & Holland Permeable XL with ArmorTec® are specially designed for rapid removal of stormwater. Minimal openings make walking more comfortable while allowing for natural stormwater drainage and groundwater recharge. Retention ponds are eliminated. Maximum strength for driveways, parking lots and roads with key ecological benefits, curb appeal and convenient access for maintenance. Holland Permeable XL is also available in The Renaissance Collection. **The Belgium 5-Pc. Design Kit with ArmorTec® is also designed for permeable applications.**

Pavingstones are laid out in a variety of patterns with gravel between them. Below the pavers typically sits a 12 in. to 24 in. sub-base of stones (depth requirements vary), a 4 in. deep base of 1/4 in. to 1/2 in. clean gravel, and a 2 in. bedding sand of 1/8 in. to 1/2 in. grits (see diagram).

	LEDGESTONE PERMEABLE 3-PC. DESIGN KIT	LEDGESTONE SMALL PERMEABLE 3-PC. DESIGN KIT	LEDGESTONE PERMEABLE 6X9	LEDGESTONE SMOOTH PERMEABLE 6X9	HOLLAND PERMEABLE XL	TURFSTONE
PAVINGSTONE SHAPE						
ACTUAL SIZE (inches) 3 1/8 Thick - unless noted	9 3/32 x 13 5/8 - 56 pcs. 9 3/32 x 9 3/32 - 40 pcs. 4 17/32 x 9 3/32 - 72 pcs.	4 17/32 x 4 17/32 - 112 pcs. 4 17/32 x 9 3/32 - 152 pcs. 9 3/32 x 9 3/32 - 56 pcs.	6 x 9	6 x 9	4 15/16 x 9 7/8	15 3/4 x 23 5/8
WEIGHT PER CUBE (lbs.)	3,220	3,220	3,150	3,150	2,660	2,241
SQUARE FT. PER CUBE	92	92	90	90	76	83
PIECES PER CUBE	168	320	240	240	224	32
SQUARE FT. PER BAND			18	18	18.90	
PIECES PER BAND	N/A	N/A	48	48	56	N/A
BANDS PER CUBE			5	5	4	
OPEN VOID AREA	5.44%	7.5%	8%	8%	7.85%	38.45%
PRICE PER SQUARE FOOT	Standard	Onyx/Natural	Standard	Onyx/Natural	CRUSADER Onyx/Natural	Natural
	Color Plus		Color Plus		RENAISSANCE (Special Order Only)	CALL






# LEDGESTONE WALLSYSTEM

All wallstones are sold with pallets included except Olde English Double-Sided Tumbled Wall & Radius Wall.

	LEDGESTONE SINGLE-SIDED WALLSTONE	LEDGESTONE WALLSTONE CORNER	LEDGESTONE DOUBLE-SIDED RADIUS WALL	LEDGESTONE RADIUS WALLSTONE CORNER
WALLSTONE SHAPE	With Natural Stone Look 	With Natural Stone Look 	With Natural Stone Look 	With Natural Stone Look 
ACTUAL SIZE (inches)	4H x 8D x 12L	4H x 8D x 12L	Rear Face: 4H x 8D x 7 3/4 L Front Face: 4H x 8D x 11 1/2 L	4H x 4D x 8L
FACE SQ. FT. PER BLOCK	.33	N/A	Front Face: .32    Rear Face: .22	N/A
FACE SQ. FT. PER PALLET	32		31	
WEIGHT PER CUBE (lbs.)	2,925	1,485	2,541	405
DEGREES FROM VERTICAL	0°	0°	0°	0°
UNITS PER PALLET	96	48	96	36
PRICE PER PIECE	Standard	Standard	Standard	Standard
	Color Plus	Color Plus	Color Plus	Color Plus
	Premier	Premier	Premier	Premier




# OLDE ENGLISH WALLSYSTEM

All wallstones are sold with pallets included except Olde English Double-Sided Tumbled Wall & Radius Wall.

	OLDE ENGLISH™ DOUBLE-SIDED TUMBLED WALL	OLDE ENGLISH™ DOUBLE-SIDED TUMBLED RADIUS WALL	OLDE ENGLISH™ DOUBLE-SIDED TUMBLED XL RADIUS WALL	NON-TUMBLED OLDE ENGLISH™ WALL	NON-TUMBLED OLDE ENGLISH™ WALL
WALLSTONE SHAPE			Inside/Outside Radius: 82°/90° The exact size radius of our Pre-Packaged Seating Wall Kit 		
ACTUAL SIZE (inches)	4H x 8D x 12L	Rear Face: 4H x 8D x 7 3/4 L Front Face: 4H x 8D x 11 1/2 L	Rear Face: 4H x 8D x 10 15/16 L Front Face: 4H x 8D x 12 L	4H x 8D x 12L	4H x 8D x 20L
FACE SQ. FT. PER BLOCK	.33	Front Face: .32    Rear Face: .22	Front Face: .33    Rear Face: .30	.33	.56
FACE SQ. FT. PER PALLET	32	31	29.7	27	23.3
WEIGHT PER CUBE (lbs.)	2,880	2,496	2,880	2,450 (Pallet Incl.)	2,190 (Pallet Incl.)
DEGREES FROM VERTICAL	0°	0°	0°	0°	0°
UNITS PER PALLET	96	96	90	81	42
STYLE	N/A	N/A	FOB SAMB.    FOB LYND.	N/A	FOB SAMB.    FOB LYND.
PRICE PER PIECE	Standard	Standard	Standard	Standard	Standard
	Color Plus	Color Plus	Color Plus	Color Plus	Color Plus
	Premier	Premier	Premier	Premier	Premier

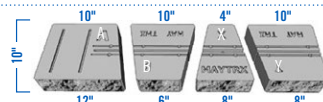
# MAYTRX WALLSYSTEM

All wallstones are sold with pallets included except Olde English Double-Sided Tumbled Wall & Radius Wall.

	MAYTRX 6" DOUBLE-SIDED	MAYTRX 3" DOUBLE-SIDED	MAYTRX 6" STRETCHERSTONE
WALLSTONE SHAPE			
ACTUAL SIZE (inches)	ALL: 6H x 10D A: 10W / 12W • B: 10W / 6W X: 8W / 4W • Y: 10W / 8W	ALL: 3H x 10D A: 10W / 12W • B: 10W / 6W X: 8W / 4W • Y: 10W / 8W	6H x 10D Front Face: 16" • Rear Face: 12"
FACE SQ. FT. PER PALLET	Single Sided 33.4	Single Sided 33.4	Single Sided 32.0
FACE SQ. FT. PER LAYER	Designed To Be Sold By Full Cube Or Layer. Double-Sided: 7.09 Face Sq. Ft. Per Layer Single-Sided: 8.35 Face Sq. Ft. Per Layer	Designed to be sold by Full Cube or Layer. Double-Sided: 3.55 Face Sq. Ft. Per Layer Single-Sided: 4.17 Face Sq. Ft. Per Layer	0.66 (per block)    0.58 (per block)
WEIGHT PER CUBE (lbs.)	Weight Per Pallet: 2,960 Lbs.	Weight Per Pallet: 2,940 Lbs.	2,920
DEGREES FROM VERTICAL	0° or Optional 3/4" Setback (7.1°)	0° or Optional 3/4" Setback (7.1°)	0° or OPTIONAL 3/4" SETBACK (7.1°)
UNITS PER PALLET	A: 20 • B: 20 • X: 20 • Y: 20	A: 40 • B: 40 • X: 40 • Y: 40	48
STYLE	SPLIT FACE    RENAISSANCE	SPLIT FACE    RENAISSANCE	SPLIT FACE    RENAISSANCE
PRICE PER FACE SQ. FT.	Standard	Standard	Standard
	Color Plus	Color Plus	Color Plus
	Premier	Premier	Premier



## MAYTRX® DOUBLE-SIDED MULTI-FACE DESIGN

4 Basic wallstones (A, B, X & Y) with optional caps, corners & stretcher stones available in Split Face or Renaissance Stone.





- Maytrx 3" & 6": For walls up to 3 ft. high (without pins) or engineered walls of any height (with pins and geogrid).
- Maytrx 3" & 6" can be mixed and matched for walls up to 3 ft. high (without pins) or engineered walls of any height (with pins and geogrid).
- 1 cube of Maytrx 3" or 6" yields 28.4 double-sided face ft.
- 1 cube of Cambridge Stretcher Stone yields 28 double-sided face ft.

# SIGMA WALL SYSTEM





	SIGMA 6"		SIGMA 8"	
WALLSTONE SHAPE	 Bluestone Blend & Sandstone Blend (Custom Order Only)		 Bluestone Blend & Sandstone Blend (Custom Order Only)	
ACTUAL SIZE (inches)	6H x 12D x 16L		8H x 12D x 18L	
FACE SQ. FT. PER BLOCK	0.67		1	
FACE SQ. FT. PER PALLET	32		36	
WEIGHT PER CUBE (lbs.)	2,690		2,606	
DEGREES FROM VERTICAL	1.7° OPTION or 6° SET BACK		6°	
UNITS PER PALLET	48		36	
STYLE	SPLIT FACE	RENAISSANCE	SPLIT FACE	RENAISSANCE
PRICE PER PIECE	Standard	Standard	Standard	Standard
	Color Plus		Color Plus	
	Premier		Premier	

All caps can be used on ALL wallstones

# WALL CAPS





DOUBLE-SIDED CAP		SINGLE-SIDED CAP	
			
3H x 13D x 12W		3H x 12D x 18W	
0.25		0.38	
60 - Linear Feet		60 - Linear Feet	
2,200		2,040	
N/A		N/A	
60		40	
SPLIT FACE	RENAISSANCE	SPLIT FACE	RENAISSANCE
Standard	Standard	Standard	Standard
Color Plus		Color Plus	
Premier		Premier	

# MAYTRX & SIGMA CORNERS

	MAYTRX 3" CORNER		MAYTRX 6" CORNER		SIGMA 6" CORNER		SIGMA 8" CORNER	
WALLSTONE SHAPE					 Bluestone Blend & Sandstone Blend (Custom Order Only)		 Bluestone Blend & Sandstone Blend (Custom Order Only)	
ACTUAL SIZE (inches)	3H x 6W x 10D Right & Left Corners		6H x 6W x 10D Right & Left Corners		6H x 14D x 8L Right & Left Corners		8H x 14D x 8L Right & Left Corners	
WEIGHT PER CUBE (lbs.)	493		1,837		1,008		1,310	
DEGREES FROM VERTICAL	0°		0°		0°		0°	
UNITS PER PALLET	32		64		18		18	
STYLE	SPLIT FACE	RENAISSANCE	SPLIT FACE	RENAISSANCE	SPLIT FACE	RENAISSANCE	SPLIT FACE	RENAISSANCE
PRICE PER PIECE	Standard	Standard	Standard	Standard	Standard	Standard	Standard	Standard
	Color Plus		Color Plus		Color Plus		Color Plus	
	Premier		Premier		Premier		Premier	


CAMBRIDGE PINS For Engineered Walls	6 1/2"	1 Box = 1,440 Pins (16 bags of 90 Pins per bag) FULL BOXES ONLY	PRICE PER BOX
	3 1/4"	1 Box = 1,440 Pins (16 bags of 90 Pins per bag) FULL BOXES ONLY	PRICE PER BOX

# MISCELLANEOUS

	BELGIUM CURBSTONE	CURBSTONE	EDGESTONE	STAIRCASE FILLER BLOCK
SHAPE				Designed to be used as filler block behind staircase units 
ACTUAL SIZE (inches)	4" Thick 8 H x 10 W	3 1/2" Thick 9 H x 8 W	2 3/8" Thick: 8 H x 6 W	6H x 8D x 12W
LINEAR FT. PER CUBE	52.5	96	120	N/A
WEIGHT PER CUBE (lbs.)	1,640	2,776	2,200	2,085
UNITS PER PALLET	63	144	240	60
PRICE PER PIECE	Limestone Quarry Blend	Standard	Standard	
PRICE PER CUBE	Limestone Quarry Blend	Standard	Standard	
PRICE PER PIECE			Color Plus	
PRICE PER CUBE			Color Plus	
PRICE PER PIECE			Premier	
PRICE PER CUBE			Premier	


**NOTE:**  
MayRx 3" & 6" and Stretcher Stone Walls can be used as vertical walls with pins!

# PYZIQUE WALL SYSTEM

PYZIQUE® DOUBLE-SIDED	
One Unit Creates Wall, Corner & Cap. Max. Wall Height: 3 Ft. Front & Back Side Can Be Used For Inside Or Outside Radius. 	
Rear Face: 4H x 9D x 7L Front Face: 4H x 9D x 11L	
Back Side: .19	Front Side: .31
30 Face Sq. Ft • 90 Lin. Ft (Double-Sided Straight Wall)	
3,201	
0° or Optional 5/8" Setback (9°)	
120	
SPLIT FACE	RENAISSANCE
PRICE PER PIECE	Standard
PRICE PER PIECE	Color Plus
PRICE PER PIECE	Premier

# WALLSTONES *Color Selection Guide*

**South Amboy Wall Systems CANNOT be mixed with the Classic Wallstones featured on the previous pages.**  
 These wallstones are exact full heights versus nominal. Walls on pages 14-15 are available in Split Face only.

		Coal	Eggshell	Mocha	Bluestone Blend	Limestone Quarry Blend	Limestone Quarry Blue	Onyx/Natural	Riverbed Blend	Ruby/Onyx	Sahara/Chestnut	Sahara/Chestnut Lite	Sandstone Blend	Toffee/Onyx	Toffee/Onyx Lite
<b>WALLSTONES CLASSIC</b>															
MAYTRX	MaytRx Split Face 3" & 6", Corners & Wall Caps <small>(Coal &amp; Mocha available in Wall Caps only)</small>	■		■	■			■		■	■		■	■	
	MaytRx Renaissance 3" & 6", Corners & Wall Caps							■		■	■			■	
	Maytrx 6" Split Face Stretcher Stone				■			■		■	■		■	■	
	Maytrx 6" Renaissance Stretcher Stone							■		■	■			■	
COLUMN KITS	MaytRx Column Kit Split Face				■			■		■	■		■	■	
	MaytRx Column Kit Renaissance							■		■	■			■	
PYZIQUE	Pyzique Split Face				■			■		■	■		■	■	
	Pyzique Renaissance							■		■	■			■	
SIGMA	Sigma 6" & 8" Split Face Wall & Corners				C			■		■	■		C	■	
	Sigma 6" & 8" Renaissance Wall & Corners							■		■	■			■	
LEDGESTONE / CURBSTONE / EDGESTONE	Cambridge Ledgestone Wall & Corner / Radius Wall & Corner				■			■			■		■	■	
	Curbstone							■		■	■			■	
	Edgestone				■			■		■	■		■	■	
<b>WALLSTONES PLUS [ SOUTH AMBOY WALLSTONES ]</b>															
OLDE ENGLISH	Olde English Wall	■		■	■	■		■	■	■	■	■	■	■	■
	Olde English Radius & XL Radius Wall				■	■		■		■	■	■	■	■	■
	Non-Tumbled Olde English Wall (4 x 8 x 12 or 4 x 8 x 20)	■	■	■		■	■	■			■	■		■	■
OMEGA	Omega 6" Split Face Wall		■		■	■		■		■	■	■	■	■	■
	Omega 3" Split Face Wall				■	■		■		■	■	■	■	■	■
	Omega Smooth 6" Wall & Column Kit	■	■	■	■	■		■					■		
	Omega Natural Stone Double-Sided Wallstones & Column Kit				■										
MAYTRX	Maytrx 6" Plus Split Face Wall	■			■	■	■	■	■	■	■	■	■	■	■
	Maytrx 3" Plus Split Face Wall					■		■		■	■	■	■	■	■
	Maytrx 6" Plus Stretcher Split Face Wall					■		■		■	■	■		■	■
SIGMA	Sigma 6" Plus Split Face Wall				■	■		■		■	■	■	■	■	■
	Sigma 8" Plus Split Face Wall				■	■		■		■	■	■	■	■	■
CAPS	Smooth Cap	■		■	■	■		■					■		
	Double-Sided Plus Split Face Caps	■		■	■	■		■		■	■	■	■	■	■
	Single-Sided Plus Split Face Cap	■		■	■	■		■		■	■	■	■	■	■
CORNERS	Cambridge Corner 3" Split Face				■	■		■		■	■	■	■	■	■
	Cambridge Corner 6" Split Face	■	■		■	■	■	■	■	■	■	■	■	■	■
	Sigma 6" Plus Corner Split Face					■		■		■	■	■	■	■	■
	Sigma 8" Plus Corner Split Face				■	■		■		■	■	■	■	■	■
GARDEN WALL / COLUMN KITS / CURBSTONE	Garden Wall Split Face				■	■		■		■	■	■	■	■	■
	Column Plus Split Face Kits		■		■	■	■	■	■	■	■	■	■	■	■
	Belgium Curbstone					■									



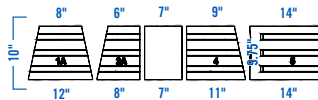
OMEGA NATURAL STONE 7" DOUBLE-SIDED WALLSTONES				OMEGA NATURAL STONE COLUMN KIT		
WALLSTONE SHAPE						
ACTUAL SIZE (inches)	<b>ALL: 7H x 10D</b> <b>1: 12W / 8W • 2: 8W / 6W • CORNER: 7W / 7W</b> <b>4: 11W / 9W • 5: 14W FRONT / 14W REAR / 9 3/4W SIDE</b>			<b>22 x 22 (Width)</b> <b>42 to 49 (Height)</b>		
FACE SQ. FT. PER PALLET	Single Sided <b>22.46</b>			N/A		
FACE SQ. FT. PER LAYER	Designed to be sold by Full Cube or Layer Double-Sided: 4.00 Face Sq. Ft. Per Layer Single-Sided: 4.492 Face Sq. Ft. Per Layer <b>Weight Per Pallet: 2,100 Lbs.</b> 0° or Optional 5/8" Setback (5.95°)			N/A		
WEIGHT PER CUBE (lbs.)				<b>1,935</b>		
DEGREES FROM VERTICAL				N/A		
UNITS PER PALLET	<b>1: 15 • 2: 15 • CORNER: 5 • 4: 5 • 5: 5</b>			<b>32</b>		
STYLE	NATURAL	FOB SAMB.	FOB LYND.	NATURAL	FOB SAMB.	FOB LYND.
PRICE PER	Bluestone	/face sq. ft.	/face sq. ft.	Bluestone	/kit	/kit

## OMEGA® DOUBLE-SIDED MULTI-FACE DESIGN

## 20 DIFFERENT NATURAL STONE TEXTURES!

Available in 7" height

5 basic wallstones. Letter on the wallstone, denotes different natural stone textures.

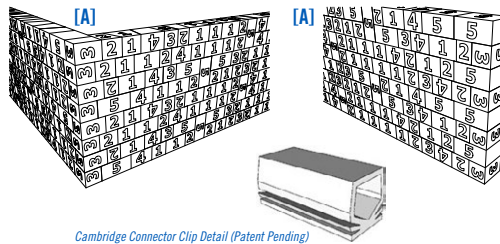


- Omega Natural Stone 7": for walls up to 3ft high or engineered walls of any height (with connectors & geogrid)
- Omega Natural Stone Column Kits can be utilized
- 1 cube of Omega Natural Stone 7" yields 20 double-sided face ft.

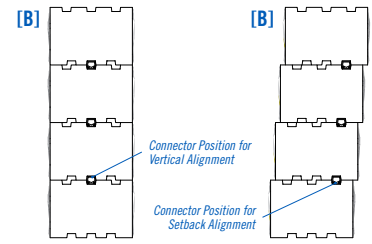
**CAMBRIDGE CONNECTOR CLIPS ARE INCLUDED WITHIN THE PALLET**  
(45 connectors for Omega 7" Natural Stone Wall)

## NOTE:

- [A] The #3 block has no marking. #3 block is the corner, textured on 3 sides and can be used as end of wall, or as a standard wallstone.
- [B] Omega wallstones used as retaining wall should be built as a setback or near vertical unless you have consulted & designed an engineered plan for a full vertical position based on the criteria of your wall installation.
- The #2 block- 2A is a right angle stone, 2B-1 & 2B-2 are left angle stones.
  - The #5 block is textured on 3 sides. #5 can be used as end of wall, vertical jumper, or as a standard wallstone.



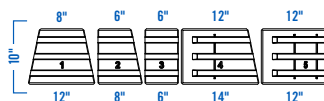
Cambridge Connector Clip Detail (Patent Pending)



OMEGA SMOOTH 6" DOUBLE-SIDED				OMEGA SMOOTH COLUMN KIT			SMOOTH CAP		
WALLSTONE SHAPE									
ACTUAL SIZE (inches)	<b>ALL: 6H x 10D</b> <b>1: 12W / 8W • 2: 8W / 6W • 3: 6W / 6W</b> <b>4: 14W / 12W • 5: 12W / 12W</b>			<b>22 x 22 (Width)</b> <b>48 to 60 (Height)</b>			<b>3H x 13D x 12W</b> (Depending on installation, both the 12" or 13" length can be utilized)		
FACE SQ. FT. PER PALLET	Single Sided <b>26.67</b>			N/A			<b>60 - Linear Feet</b>		
FACE SQ. FT. PER LAYER	Designed to be sold by Full Cube or Layer Double-Sided: 4.83 Face Sq. Ft. Per Layer Single-Sided: 5.33 Face Sq. Ft. Per Layer <b>Weight Per Pallet: 2,715 Lbs.</b> 0° or Optional 5/8" Setback (5.95°)			N/A			N/A		
WEIGHT PER CUBE (lbs.)				<b>2,385</b>			<b>2,200</b> (36 Lbs. Per Pc.)		
DEGREES FROM VERTICAL				N/A			N/A		
UNITS PER PALLET	<b>1: 20 • 2: 10 • 3: 10 • 4: 10 • 5: 10</b>			<b>45</b>			<b>60</b>		
STYLE	SMOOTH	FOB SAMB.	FOB LYND.	SMOOTH	FOB SAMB.	FOB LYND.	SMOOTH	FOB SAMB.	FOB LYND.
PRICE PER	Standard	/face sq. ft.	/face sq. ft.	Standard	/kit	/kit	Standard	/pc.	/pc.
	Color Plus	/face sq. ft.	/face sq. ft.	Color Plus	/kit	/kit	Color Plus	/pc.	/pc.
	Premier	/face sq. ft.	/face sq. ft.	Premier	/kit	/kit	Premier	/pc.	/pc.

## OMEGA® DOUBLE-SIDED MULTI-FACE DESIGN

5 basic wallstones (1, 2, 3, 4, 5) with optional cap & column kit available.




- Omega Smooth 6": for walls up to 3ft high or engineered walls of any height (with connectors & geogrid)
- Omega Smooth 6" Column Kits can be utilized
- Omega Smooth uses the Smooth Cap
- 1 cube of Omega Smooth 6" yields 24.17 double-sided face ft.

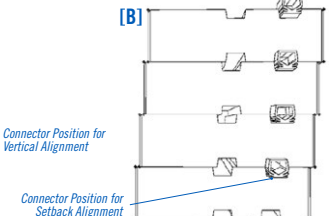
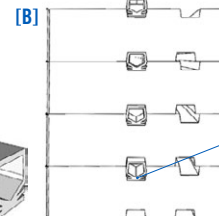
**CAMBRIDGE CONNECTOR CLIPS ARE INCLUDED WITHIN THE PALLET**  
(60 connectors for Omega Smooth 6" Wall)



## NOTE:

- [A] The #4 block is the corner or can be used as a standard wallstone.
- [B] Omega Smooth wallstones used as retaining wall should be built as a setback or near vertical unless you have consulted & designed an engineered plan for a full vertical position based on the criteria of your wall installation.
- All stones can be used in the wall.
  - The #5 block can be used as end of wall, vertical jumper, cut to fit the end of wall, or as a standard wallstone.



Cambridge Connector Clip Detail (Patent Pending)

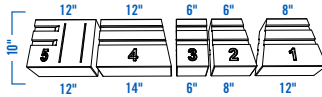


	OMEGA 6" DOUBLE-SIDED SPLIT FACE			OMEGA 3" DOUBLE-SIDED SPLIT FACE		
WALLSTONE SHAPE						
ACTUAL SIZE (inches)	ALL: 6H x 10D 1: 12W / 8W • 2: 8W / 6W • 3: 6W / 6W 4: 14W / 12W • 5: 12W / 12W			ALL: 3H x 10D 1: 12W / 8W • 2: 8W / 6W • 3: 6W / 6W 4: 14W / 12W • 5: 12W / 12W		
FACE SQ. FT. PER PALLET	Single Sided <b>26.67</b>			Single Sided <b>26.67</b>		
FACE SQ. FT. PER LAYER	Designed To Be Sold By Full Cube Or Layer. Double-Sided: 4.83 Face Sq. Ft. Per Layer Single-Sided: 5.33 Face Sq. Ft. Per Layer Weight Per Pallet: 2,715 Lbs. 0° or Optional 5/8" Setback (5.95°)			Designed to be sold by Full Cube or Layer. Double-Sided: 2.42 Face Sq. Ft. Per Layer Single-Sided: 2.67 Face Sq. Ft. Per Layer Weight Per Pallet: 2,600 Lbs. 0° or Optional 5/8" Setback (11.77°)		
WEIGHT PER CUBE (lbs.)						
DEGREES FROM VERTICAL						
UNITS PER PALLET	1: 20 • 2: 10 • 3: 10 • 4: 10 • 5: 10			1: 40 • 2: 20 • 3: 20 • 4: 20 • 5: 20		
STYLE	SPLIT FACE	FOB SOUTH AMBOY	FOB LYNDHURST	SPLIT FACE	FOB SOUTH AMBOY	FOB LYNDHURST
PRICE PER FACE SQ. FT.	Standard			Standard		
	Color Plus			Color Plus		
	Premier			Premier		

## OMEGA® DOUBLE-SIDED MULTI-FACE DESIGN

Available in 3" & 6" heights

5 basic wallstones (1, 2, 3, 4, 5) with optional caps, corners available in Split Face.

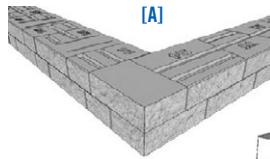


- Omega 3" & 6": for walls up to 3ft high or engineered walls of any height (with connectors & geogrid)
- The Maytrix 3" & 6" Plus corners are used for Omega
- Cambridge Column Kits Plus can be utilized with Omega
- Omega uses any Cambridge Plus Caps
- 1 cube of Omega 3" or 6" yields 24.17 double-sided face ft.

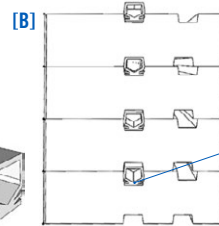
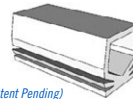
**CAMBRIDGE CONNECTOR CLIPS ARE INCLUDED WITHIN THE PALLET**  
(60 connectors for Omega 6" wall & 120 connectors for Omega 3" Wall)

## NOTE:

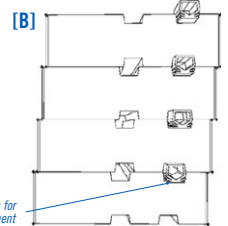
- [A] By splitting the #5 stone you can make two corners per stone, it can be a stand up soldier or wallstone, as well as, an end of wall solution. All other wallstones combine to make a radius.
- [B] Omega wallstones used as retaining wall should be built as a setback or near vertical unless you have consulted & designed an engineered plan for a full vertical position based on the criteria of your wall installation.
- The #2 and #3 stones combine to make the same size as the #4 stone.



Cambridge Connector Clip Detail (Patent Pending)






Connector Position for Vertical Alignment





Connector Position for Setback Alignment

# MAYTRX PLUS WALL SYSTEM

All wallstones are sold with pallets included except the following:  
Olde English Double-Sided Tumbled Wall & Olde English Radius Wallstones

	MAYTRX 6" PLUS DOUBLE-SIDED			MAYTRX 3" PLUS DOUBLE-SIDED			MAYTRX 6" PLUS STRETCHER STONE		
WALLSTONE SHAPE	 <b>NOTE: PACKED 5 LAYERS PER PALLET</b>			 <b>NOTE: PACKED 10 LAYERS PER PALLET</b>					
ACTUAL SIZE (inches)	ALL: 6H x 10D A: 10W / 12W • B: 10W / 6W X: 8W / 4W • Y: 10W / 8W			ALL: 3H x 10D A: 10W / 12W • B: 10W / 6W X: 8W / 4W • Y: 10W / 8W			6H x 10D Front Face: 16" • Rear Face: 12"		
FACE SQ. FT. PER PALLET	Single Sided <b>33.4</b>			Single Sided <b>33.4</b>			Single Sided <b>32.0</b>		
FACE SQ. FT. PER LAYER	Designed To Be Sold By Full Cube Or Layer. Double-Sided: 5.67 Face Sq. Ft. Per Layer Single-Sided: 6.67 Face Sq. Ft. Per Layer Weight Per Pallet: 3,089 Lbs. 0° or Optional 3/4" Setback (7.1°)			Designed to be sold by Full Cube or Layer. Double-Sided: 2.83 Face Sq. Ft. Per Layer Single-Sided: 3.33 Face Sq. Ft. Per Layer Weight Per Pallet: 3,050 Lbs. 0° or Optional 3/4" Setback (7.1°)			0.66 (per block) • 0.58 (per block)		
WEIGHT PER CUBE (lbs.)							<b>2,835</b>		
DEGREES FROM VERTICAL							<b>0° or Optional 3/4" Setback (7.1°)</b>		
UNITS PER PALLET	A: 20 • B: 20 • X: 20 • Y: 20			A: 40 • B: 40 • X: 40 • Y: 40			<b>48</b>		
PRICE PER FACE SQ. FT.	SPLIT FACE	FOB SOUTH AMBOY	FOB LYNDHURST	SPLIT FACE	FOB SOUTH AMBOY	FOB LYNDHURST	SPLIT FACE	FOB SOUTH AMBOY	FOB LYNDHURST
	Standard			Standard			Standard		
	Color Plus			Color Plus			Color Plus		
	Premier			Premier			Premier		




# SIGMA PLUS WALL SYSTEM

	SIGMA 6" PLUS	SIGMA 8" PLUS
WALLSTONE SHAPE		
ACTUAL SIZE (inches)	6H x 12D x 16L	8H x 12D x 18L
FACE SQ. FT. PER BLOCK	0.67	1
FACE SQ. FT. PER PALLET	32	48
WEIGHT PER CUBE (lbs.)	2,253 (46 Lbs. Per Pc.)	3,261 (67 Lbs. Per Pc.)
DEGREES FROM VERTICAL	1.7° OPTION or 6° SET BACK	6°
UNITS PER PALLET	48	48
PRICE PER PIECE	SPLIT FACE	SPLIT FACE
	FOB SAMB.	FOB SAMB.
	FOB LYND.	FOB LYND.
	Standard	Standard
PRICE PER PIECE	SPLIT FACE	SPLIT FACE
	FOB SAMB.	FOB SAMB.
	FOB LYND.	FOB LYND.
	Standard	Standard
PRICE PER PIECE	Color Plus	Color Plus
	Color Plus	Color Plus
	Color Plus	Color Plus
	Premier	Premier

**UPGRADED DESIGN!** 2 knob set connection system with filled stone interlock in both near vertical and setback configuration. Vertical side inset steps in a setback wall is possible by removing the knobs that are used only for setback. NOTE: 3rd knob is for packaging purposes only.





# WALL CAPS PLUS

All caps can be used on ALL wallstones

DOUBLE-SIDED PLUS CAP	SINGLE-SIDED PLUS 12" CAP	SINGLE-SIDED PLUS 13" CAP
		
3H x 13D x 12W	3H x 12D x 18W	3H x 13D x 18W
0.25	0.38	0.38
60 - Linear Feet	60 - Linear Feet	60 - Linear Feet
2,200 (36 Lbs. Per Pc.)	2,040 (50 Lbs. Per Pc.)	2,285 (56 Lbs. Per Pc.)
N/A	N/A	N/A
60	40	40
S/F	S/F	S/F
FOB SAMB.	FOB SAMB.	FOB SAMB.
FOB LYND.	FOB LYND.	FOB LYND.
Standard	Standard	Standard
Color Plus	Color Plus	Color Plus
Color Plus	Color Plus	Color Plus
Premier	Premier	Premier

CAMBRIDGE CORNERS CAN BE USED FOR MAYTRX & OMEGA WALL SPLIT FACE

# CAMBRIDGE & SIGMA PLUS CORNERS

	CAMBRIDGE CORNER 3"	CAMBRIDGE CORNER 6"	SIGMA 6" PLUS CORNER (16D)	SIGMA 8" PLUS CORNER
WALLSTONE SHAPE				
ACTUAL SIZE (inches)	3H x 6W x 10D Right & Left Corners	6H x 6W x 10D Right & Left Corners	6H x 16D x 8L Right & Left Corners	8H x 18D x 8L Right & Left Corners
WEIGHT PER CUBE (lbs.)	544	1,728	1,536	1,696
DEGREES FROM VERTICAL	0°	0°	0°	0°
UNITS PER PALLET	40	64	24	16
PRICE PER PIECE	S/F	S/F	S/F	S/F
	FOB SAMB.	FOB SAMB.	FOB SAMB.	FOB SAMB.
	FOB LYND.	FOB LYND.	FOB LYND.	FOB LYND.
	Standard	Standard	Standard	Standard
PRICE PER PIECE	S/F	S/F	S/F	S/F
	FOB SAMB.	FOB SAMB.	FOB SAMB.	FOB SAMB.
	FOB LYND.	FOB LYND.	FOB LYND.	FOB LYND.
	Standard	Standard	Standard	Standard
PRICE PER PIECE	Color Plus	Color Plus	Color Plus	Color Plus
	Color Plus	Color Plus	Color Plus	Color Plus
	Color Plus	Color Plus	Color Plus	Color Plus
	Premier	Premier	Premier	Premier

NOTE: Sigma 6" or 8" Plus Corner – Full size corners, no cuts needed to stay on bond from corner.

CAMBRIDGE PINS For Engineered Walls	6 1/2"	1 Box = 1,440 Pins (16 bags of 90 Pins per bag) FULL BOXES ONLY	PRICE PER BOX
	3 1/4"	1 Box = 1,440 Pins (16 bags of 90 Pins per bag) FULL BOXES ONLY	PRICE PER BOX

# PRE-PACKAGED COLUMN KIT PLUS


## PRE-PACKAGED COLUMN KIT PLUS

Each kit is conveniently pre-packaged with Cambridge 6 inch column wallstones to build one 22 in. x 22 in. column, 4 ft. high above ground with one course buried. Just add our cap and hat kit or Cambridge Natural Stone or Cast Stone Caps (NOT INCLUDED). To add an electrical fixture, a 6 in. cavity is left in the center of the column for wiring.

SIZE (inches)	22 x 22 (Width), 48 (Height)
TOTAL WEIGHT (lbs.)	2,016
PALLET SIZE	1
PRICE PER KIT	SPLIT FACE
	FOB SOUTH AMBOY
	FOB LYNDHURST
	Standard
PRICE PER KIT	Color Plus
	Color Plus
	Color Plus
	Premier




# GARDEN WALL

GARDEN WALL			
One Unit Creates Wall, Corner & Cap. Max. Wall Height: 3 Ft. Front & Back Side Can Be Used For Inside Or Outside Radius.			
ACTUAL SIZE (inches)	Rear Face: 4H x 8D x 7 3/4 L Front Face: 4H x 8D x 11 1/2 L		
FACE SQ. FT. PER BLOCK	Front Face: .32 • Rear Face: .22		
FACE SQ. FT. PER PALLET	38.5 Face Sq. Ft.		
WEIGHT PER CUBE (lbs.)	3,165		
DEGREES FROM VERTICAL	0°		
UNITS PER PALLET	120		
PRICE PER PIECE	SPLIT FACE	FOB SAMB.	FOB LYND.
	Standard		
	Color Plus		
	Premier		

# NATURAL STONE 7-PC PATTERN DESIGN KIT

\*The quantities provided allow for a nominal 1/2" to 1" or more of joint width.

\*\* All Natural Stone prices are subject to change at any point during the year, due to international freight and tariff charges. \*\*



23 1/2" x 35 1/2" (5 Pcs.)    23 1/2" x 23 1/2" (10 Pcs.)    17 1/2" x 23 1/2" (12 Pcs.)    17 1/2" x 17 1/2" (16 Pcs.)    11 1/2" x 23 1/2" (15 Pcs.)    11 1/2" x 17 1/2" (12 Pcs.)    11 1/2" x 11 1/2" (10 Pcs.)

COLOR	Cumberland Brown	Cumberland Grey	Hampton Brown	Rainbow
THICKNESS (inches)	1 1/4	1	1	1
WEIGHT PER CUBE (lbs.)	3,508	2,555	2,400	2,350
SQUARE FT. PER CUBE*	200	200	200	200
PRICE PER SQUARE FOOT				

# NATURAL STONE SLABS SOLD INDIVIDUALLY



[A] 23 1/2" x 35 1/2"


[B] 23 1/2" x 23 1/2"

[C] 11 1/2" x 23 1/2"

\*The quantities provided allow for a nominal 1/2" to 1" or more of joint width.

COLOR	Cumberland Blue (1" Thick)			Cumberland Brown (1 1/4" Thick)			Cumberland Grey (1" Thick)		
DIMENSIONS	[A]	[B]	[C]	[A]	[B]	[C]	[A]	[B]	[C]
WEIGHT PER CUBE (lbs.)	2,765	1,840	2,765	3,475	2,315	2,315	2,765	1,840	2,765
SQUARE FT. PER CUBE*	216	144	216	198	132	132	216	144	216
PRICE PER SQUARE FOOT									

# TRAVERTINE 4-PC FRENCH PATTERN DESIGN KIT BULLNOSE TREAD



16" x 24" (22 Pcs.)


16" x 16" (44 Pcs.)

8" x 16" (22 Pcs.)

8" x 8" (44 Pcs.)

\*NOTE: Blue Marble is sandblasted marble, not travertine.

COLOR	Blue Marble	Cashmere	Silver	Walnut
THICKNESS (inches)	1 1/4	1 1/4	1 1/4	1 1/4
WEIGHT PER CUBE (lbs.)	2,870	2,870	2,870	2,870
SQUARE FT. PER CUBE*	176	176	176	176
PRICE PER SQUARE FOOT				



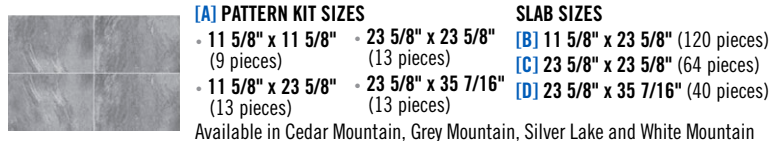
12" x 24"

1 Long Side - Bull Nosed

\*NOTE: Blue Marble is sandblasted marble, not travertine.

COLOR	Blue Marble	Cashmere	Silver	Walnut
THICKNESS (inches)	2	2	2	2
WEIGHT PER CUBE (lbs.)	1,850	1,850	1,850	1,850
TREADS PER CUBE	30	30	30	30
PRICE PER TREAD				

# OUTDOOR PORCELAIN TILE



[A] PATTERN KIT SIZES

- 11 5/8" x 11 5/8" (9 pieces)
- 23 5/8" x 23 5/8" (13 pieces)
- 11 5/8" x 23 5/8" (13 pieces)
- 23 5/8" x 35 7/16" (13 pieces)

SLAB SIZES

- [B] 11 5/8" x 23 5/8" (120 pieces)
- [C] 23 5/8" x 23 5/8" (64 pieces)
- [D] 23 5/8" x 35 7/16" (40 pieces)

Available in Cedar Mountain, Grey Mountain, Silver Lake and White Mountain

DIMENSIONS	[A]	[B]	[C]	[D]
THICKNESS (inches)	3/4	3/4	3/4	3/4
WEIGHT PER CUBE (lbs.)	2,400	2,250	2,400	2,250
PER CUBE	165 sq. ft.	240 sq. ft.	256 sq. ft.	240 sq. ft.
PRICE	/sq. ft.	/sq. ft.	/sq. ft.	/sq. ft.

# ITALIAN BELLA BLUESTONE



SLAB SIZES

- [A] 11 1/2" x 23 1/2" (114 pieces)
- [B] 23 1/2" x 23 1/2" (38 pieces)
- [C] 23 1/2" x 35 1/2" (38 pieces)

TREAD SIZES

- [D] 12" x 48"
- [E] 12" x 60"
- [F] 12" x 72"

[A]	[B]	[C]	[D]	[E]	[F]
1	1	1	2	2	2
2,965	1,980	2,965	3,745	4,680	3,745
228 sq. ft.	152 sq. ft.	228 sq. ft.	36 pcs.	36 pcs.	24 pcs.
/sq. ft.	/sq. ft.	/sq. ft.	/pc.	/pc.	/pc.

# NATURAL STONE STEPPING STONES

COLOR	Buff	Cumberland Gold	Cumberland Grey
DIMENSIONS	ALL 1 1/4" THICK - Sizes of the 6 pieces average 18" x 24"		
WEIGHT PER STEPPING STONE (lbs.)	48		
WEIGHT PER PALLET (lbs.)	1,460		
PRICE PER STEPPING STONE			
PRICE PER PALLET			

Available in Buff, Cumberland Gold and Cumberland Grey



30 Stepping Stones of One Color  
(Sold In Full Pallets Only)








**\*\* All Natural Stone prices are subject to change at any point during the year, due to international freight and tariff charges. \*\***

## NATURALSTONE THIN VENEER


STYLE				
COLOR	Butternut LedgeStone		Silver Mountain LedgeStone	
AVERAGE STONE DIMENSIONS	4"-18" L • 1"-3" H • 3/4"-1 1/4" Thick		4"-18" L • 1"-3" H • 3/4"-1 1/4" Thick	
PRODUCT	PALLET		CORNER	
PACKAGING	160 Sq. Ft./2,150 Lbs. (Sold in Full Pallets Only)		5 Lin. Ft./70 Lbs. (Sold in Handy Packs Only)	
PRICE PER	<i>SPECIAL ORDER</i> /Sq. Ft.	<i>SPECIAL ORDER</i> /Lin. Ft.	<i>SPECIAL ORDER</i> /Sq. Ft.	<i>SPECIAL ORDER</i> /Lin. Ft.

## NATURALSTONE THIN VENEER - Z PANELS

STYLE									
COLOR	Ashford			New Castle			Ocean Blue		
PANEL SIZE	1 Sq. Ft. • 3/4"-1 1/4" Thick			1 Sq. Ft. • 3/5"-1" Thick			1 Sq. Ft. • 3/5"-1" Thick		
PRODUCT	PALLET	HANDY PACK	CORNER	PALLET	HANDY PACK	CORNER	PALLET	HANDY PACK	CORNER
PACKAGING	180 Sq. Ft./ 2,100 Lbs.	5 Sq. Ft./60 Lbs. (Handy Packs Only)	5 Sq. Ft./60 Lbs. (Handy Packs Only)	216 Sq. Ft./ 2,100 Lbs.	6 Sq. Ft./60 Lbs. (Handy Packs Only)	6 Sq. Ft./72 Lbs. (Handy Packs Only)	216 Sq. Ft./ 2,100 Lbs.	6 Sq. Ft./60 Lbs. (Handy Packs Only)	6 Sq. Ft./72 Lbs. (Handy Packs Only)
PRICE PER	<i>SPECIAL ORDER</i> /Sq. Ft.	<i>SPECIAL ORDER</i> /Sq. Ft.	<i>SPECIAL ORDER</i> /Sq. Ft.	<i>SPECIAL ORDER</i> /Sq. Ft.	<i>SPECIAL ORDER</i> /Sq. Ft.	<i>SPECIAL ORDER</i> /Sq. Ft.	<i>SPECIAL ORDER</i> /Sq. Ft.	<i>SPECIAL ORDER</i> /Sq. Ft.	<i>SPECIAL ORDER</i> /Sq. Ft.

**NOTE:** Each 6" Rise Corner Panel = 1 Sq. Ft.

## NATURALSTONE FLAT COLUMN CAP

CAMBRIDGE NATURAL STONE ROCK FACE FLAT COLUMN CAP												
 24" x 24" x 2" and 26" x 26" x 2" 18 Caps of One Color (Sold In Full Pallets Only)												
COLOR	Blackburn		Cumberland Blue		Cumberland Brown		Cumberland Grey		Hampton Brown		Rainbow	
DIMENSIONS - 2" Thick	24" x 24"	26" x 26"	24" x 24"	26" x 26"	24" x 24"	26" x 26"	24" x 24"	26" x 26"	24" x 24"	26" x 26"	24" x 24"	26" x 26"
WEIGHT PER PIECE (lbs.)	113	131	124	145	114	134	115	134	112	132	95	111
WEIGHT PER PALLET (lbs.)	2,034	2,358	2,268	2,662	2,052	2,412	2,066	2,416	2,016	2,366	1,706	1,994
PRICE PER CAP												

## NATURALSTONE TREAD

CAMBRIDGE NATURAL STONE ROCK FACE FLAT TREAD																		
12" x 48" x 2" 12" x 60" x 2" 12" x 72" x 2"																		
15 Treads of One Color (Sold In Full Pallets Only) 12 Treads of One Color (Sold In Full Pallets Only) 12 Treads of One Color (Sold In Full Pallets Only)																		
COLOR	Blackburn			Cumberland Blue			Cumberland Brown			Cumberland Grey			Hampton Brown			Rainbow		
DIMENSIONS - 2" Thick	12"x48"	12"x60"	12"x72"	12"x48"	12"x60"	12"x72"	12"x48"	12"x60"	12"x72"	12"x48"	12"x60"	12"x72"	12"x48"	12"x60"	12"x72"	12"x48"	12"x60"	12"x72"
WEIGHT PER TREAD (lbs.)	112	140	170	130	162	193	136	145	170	115	145	172	112	140	168	95	118	140
WEIGHT PER PALLET (lbs.)	1,680	1,680	2,040	1,940	1,940	2,318	2,040	1,740	2,040	1,730	1,730	2,066	1,680	1,680	2,016	1,425	1,416	1,680
PRICE PER TREAD																		

## NATURALSTONE STEP

CAMBRIDGE NATURAL STONE ROCK FACE FLAT STEP									
48" Wide x 16" Deep x 6" Thick 6 Steps of One Color (Sold In Full Pallets Only) 72" Wide x 16" Deep x 6" Thick 4 Steps of One Color (Sold In Full Pallets Only)									
COLOR	Blackburn		Cumberland Brown		Cumberland Grey		Hampton Brown		
DIMENSIONS	48" Wide 16" Deep 6" Thick	72" Wide 16" Deep 6" Thick	48" Wide 16" Deep 6" Thick	72" Wide 16" Deep 6" Thick	48" Wide 16" Deep 6" Thick	72" Wide 16" Deep 6" Thick	48" Wide 16" Deep 6" Thick	72" Wide 16" Deep 6" Thick	
WEIGHT PER STONE (lbs.)	467	700	475	707	467	700	459	688	
WEIGHT PER PALLET (lbs.)	2,800	2,800	2,850	2,828	2,800	2,800	2,752	2,752	
PRICE PER STEP									

# FIRE PITS - Choice of Square or Round • Wood or Gas Burning

## PRE-PACKAGED OLDE ENGLISH ROUND BARBEQUE & FIRE PIT KIT

The metal ring insert has dual opposing cooking grates, which cantilever over the fire for cooking. Available in Gas Burning.\*



Available in Natural Gas or Liquid Propane (non-cooking units)

**\*GAS FIRE PIT:** 150k BTU, 24" Penta Burner produces even flame in flower-like pattern. All gas fire pits include Lava Rocks (Glass Fire Beads optional). Metal insert and Grill Grates not necessary.

SIZE (inches)	32 (Inside) 48 (Outside) 16 (Height)
TOTAL WEIGHT (lbs.)	1,459
PRICE PER KIT	Bluestone Blend
PRICE PER NATURAL GAS OR PROPANE KIT	Bluestone Blend

## PRE-PACKAGED OLDE ENGLISH SQUARE FIRE PIT KIT

Shown with optional Cambridge Barbeque & Fire Pit Spark Screen in Stainless Steel. Available in Gas Burning.\*



Available in Natural Gas or Liquid Propane (non-cooking units)

**\*GAS FIRE PIT:** 90k BTU, 18" Penta Burner produces even flame in flower-like pattern. All gas fire pits include Lava Rocks (Glass Fire Beads optional). Metal insert not necessary.

SIZE (inches)	23 (Inside) 48 (Outside) 19 (Height)
TOTAL WEIGHT (lbs.)	1,850
PRICE PER KIT	Bluestone Blend
PRICE PER NATURAL GAS OR PROPANE KIT	Bluestone Blend

## PRE-PACKAGED MAYTRX SQUARE FIRE PIT KIT

Available in Split Face or Renaissance. Shown with optional Cambridge Barbeque & Fire Pit Spark Screen in Stainless Steel & Grate Insert.



**OPTIONAL GRATE INSERT**  
Turns the Wood Burning Fire Pit into a BBQ Grill.  
**PRICE:** each

SIZE (inches)	23 (Inside) 44 (Outside) 21 (Height)
TOTAL WEIGHT (lbs.)	1,550
PRICE PER KIT	S/F Bluestone Blend
	REN

## PRE-PACKAGED GARDEN WALL ROUND BARBEQUE & FIRE PIT KIT

Available in Split Face. The metal ring insert has dual opposing cooking grates, which cantilever over the fire for cooking. Available in Gas Burning.\*



Available in Natural Gas or Liquid Propane (non-cooking units)

**\*GAS FIRE PIT:** 150k BTU, 24" Penta Burner produces even flame in flower-like pattern. All gas fire pits include Lava Rocks (Glass Fire Beads optional). Metal insert and Grill Grates not necessary.

SIZE (inches)	32 (Inside) 48 (Outside) 16 (Height)
TOTAL WEIGHT (lbs.)	1,459
PRICE PER KIT	Bluestone Blend
PRICE PER NATURAL GAS OR PROPANE KIT	Bluestone Blend

## PRE-PACKAGED PYZIQUE ROUND BARBEQUE & FIRE PIT KIT

Available in Split Face or Renaissance. The metal ring insert has dual opposing cooking grates, which cantilever over the fire for cooking. Shown w/ optional Cambridge Barbeque & Fire Pit Spark Screen in Stainless Steel.



Available in Natural Gas or Liquid Propane (non-cooking units)

**\*GAS FIRE PIT:** 150k BTU, 24" Penta Burner produces even flame in flower-like pattern. All gas fire pits include Lava Rocks (Glass Fire Beads optional). Metal insert and Grill Grates not necessary.

SIZE (inches)	32 (Inside) 50 (Outside) 16 (Height)
TOTAL WEIGHT (lbs.)	1,685
PRICE PER KIT	S/F Bluestone Blend
	REN
PRICE PER NATURAL GAS OR PROPANE KIT	S/F Bluestone Blend
	REN

## PRE-PACKAGED LEDGESTONE ROUND BARBEQUE & FIRE PIT KIT

The metal ring insert has dual opposing cooking grates, which cantilever over the fire for cooking. Shown with optional Cambridge Barbeque & Fire Pit Spark Screen in Stainless Steel & Grate Insert.



Available in Natural Gas or Liquid Propane (non-cooking units)

**\*GAS FIRE PIT:** 150k BTU, 24" Penta Burner produces even flame in flower-like pattern. All gas fire pits include Lava Rocks (Glass Fire Beads optional). Metal insert and Grill Grates not necessary.

SIZE (inches)	32 (Inside) 50 (Outside) 16 (Height)
TOTAL WEIGHT (lbs.)	1,459
PRICE PER KIT	Bluestone Blend
PRICE PER NATURAL GAS OR PROPANE KIT	Bluestone Blend

## CAMBRIDGE FIRE PIT OPTIONS & ACCESSORIES

### RING KITS



PRICE PER RING KIT	BULLNOSE
	CAST STONE
	GRANITE
	NATURAL STONE

Bullnose (4 pcs.) and Cast Stone (3 pcs.) available in Bluestone or Chestnut; Granite (2 pcs.) is available in Black Uba Tuba or Venetian Gold with a polished finish. Natural Stone (4 pcs.) available in Autumn Brown or Cumberland Grey. Ring Kits include Fire Brick & Heat Stop Mortar; when purchased, the fire pit metal insert is excluded and will not ship with the fire pit. Pallet Size: 1 Pallet (1 Truck space).

**NOTE:** Ring Kits have to be purchased and installed at the same time as the fire pit (purchased separately) because of installation requirements for these products (firebrick and heat sensitive mortar).

### BARBEQUE & FIRE PIT COVER

An optional galvanized steel cover prevents dirt and debris from entering the fire pit when not in use.

DIAMETER	36"
APPROX. WT.	17 Lbs.
PRICE	

### 24" LOG SET

Made of refractory cement these accent logs are a great option for your gas burning fire pits.

COLOR	Red Oak
PRICE	

### BARBEQUE & FIRE PIT SPARKSCREEN

Optional screen, which is offered in stainless steel and is hinged for easy access to the fire and offers protection from flying embers.

DIAMETER	37"
APPROX. WT.	40 Lbs.
COLOR	Stainless Steel
PRICE	

**NOTE:** An open fire will damage the Spark Screen. It has been specifically designed and engineered for containing sparks and embers only.

### GLASS FIRE BEADS

Ordered separately. Choose from Diamond, Aqua and Emerald.

GLASS BEADS	
NOTE	Sold In Cases Only* 10 Lbs. Per Case
PRICE	PER CASE PER LB.

### LAVA ROCKS

NOTE	Half a cubic foot per bag
PRICE	PER BAG

\*Square Fire Pits require 50 Lbs. Round Fire Pits & Fire Table require 60 Lbs.



Specially designed for exterior use, this stylish solid mahogany door and frame are already oiled and ready to install. It can also be stained or finished for your choice of final effect. All joints are glued using tongue and groove and sloping joint connections for superior durability. Sold as a left-hand swing gate but can be adjusted on-site to work as a right-hand swing. A dead bolt provides added security. This item is the perfect finishing accent for your Cambridge Outdoor Living Space! Add privacy to a perimeter wall by securing the door between two columns built from any style Cambridge Wallstones as shown. Includes hinges, deadbolt lock and key. Sold as a traditional garden gate. After market decorative latches and/or straps can be added to your taste.



SIZE (inches)	36" W x 80" H - Including a dramatic 27" diameter opening.
TOTAL WEIGHT (lbs.)	150
PALLET SIZE	1 OVERSIZED PALLET (2 Truck Spaces)
PRICE PER KIT	

## PRE-PACKAGED COLUMN KITS



### PRE-PACKAGED COLUMN KIT

Each kit is conveniently pre-packaged with Cambridge 6 inch column wallstones to build one 22 in. x 22 in. column, 4 ft. high above ground with one course buried. Just add our cap and hat kit or Cambridge Natural Stone or Cast Stone Caps (NOT INCLUDED). To add an electrical fixture, a 6 in. cavity is left in the center of the column for wiring.

SIZE (inches)	22 x 22 (Width), 48 (Height)			
TOTAL WEIGHT (lbs.)	2,016			
PALLET SIZE	1			
PRICE PER KIT	SPLIT FACE	Sandstone Blend	Bluestone Blend	
	RENAISSANCE			

### PRE-PACKAGED COLUMN KIT CAP & HAT

For Cambridge Pre-Packaged Column Kit or other column applications. Add a finished cap with or without a second hat dimension (i.e. Cap & Hat). No cutting or splitting is required on either "Cap" or "Hat".

CAP - APPROX. SIZE (inches)	3H x 25D x 25W (4 Pc. Set = 1 Cap)				
HAT - APPROX. SIZE (inches)	3H x 20D x 20W (4 Pc. Set = 1 Hat)				
WEIGHT PER KIT (lbs.)	144 (Cap) 92 (Hat)				
CAP - PRICE PER KIT	<table border="1"> <tr> <td>SPLIT FACE</td><td>Bluestone Blend</td></tr> <tr> <td>RENAISSANCE</td><td></td></tr> </table>	SPLIT FACE	Bluestone Blend	RENAISSANCE	
SPLIT FACE	Bluestone Blend				
RENAISSANCE					
HAT - PRICE PER KIT	<table border="1"> <tr> <td>SPLIT FACE</td><td>Bluestone Blend</td></tr> <tr> <td>RENAISSANCE</td><td></td></tr> </table>	SPLIT FACE	Bluestone Blend	RENAISSANCE	
SPLIT FACE	Bluestone Blend				
RENAISSANCE					



## PRE-PACKAGED COLUMN MAILBOX KITS



### PRE-PACKAGED MAYTRX WALL COLUMN MAILBOX KIT

Each kit is conveniently pre-packaged and pre-cut with the required number (44) Cambridge 6 inch column wallstones to build one 22 in. x 22 in. mailbox column 5 ft. high above ground with one course buried. Includes a fiberglass box with powder-coated, forged metal door in an antique bronze finish. No cutting necessary. Just add our cap and hat kit or Cambridge Natural Stone or Cast Stone Caps (NOT INCLUDED).

SIZE IN (inches)	22 x 22 (Width), 60 (Height)
TOTAL WEIGHT (lbs.)	2,350
COLUMNS PER PALLET	1
PRICE PER KIT	SPLIT FACE



### PRE-PACKAGED OLDE ENGLISH WALL COLUMN MAILBOX KIT

Each kit is conveniently pre-packaged and pre-cut with Olde English wallstones to build one 20 in. x 20 in. mailbox column 4 ft. 10 in. high above ground with 2 in. buried. Includes a fiberglass box with powder-coated, forged metal door in an antique bronze finish. No cutting necessary. Just add our cap and hat kit or Cambridge Natural Stone or Cast Stone Caps (NOT INCLUDED).

SIZE IN (inches)	20 x 20 (Width), 58 (Height)
TOTAL WEIGHT (lbs.)	1,507
COLUMNS PER PALLET	1
PRICE PER KIT	Sandstone Blend (Custom Order Only)



**MAILBOX CARE & MAINTENANCE:** Many mailbox installations are in areas that expose the mailbox to road salt from snow/ice removal. This can be very damaging to the painted metal surface. Also, locations near the ocean expose the surface to highly corrosive salt air, as well as acid rain, and smog will also damage the painted surface. A periodic cleaning of the painted surface of your mailbox with a mild detergent, water and soft brush will help keep your mailbox looking like new. In addition, a clear spray (no buff) car wax can help protect the painted finish. This process is recommended 2-3 times a year if possible. This quick maintenance will help your mailbox last for many years to come. **Rust, corrosion, wear, and tear are not covered under warranty.**

## CAST STONE COLUMN CAPS

Caps are available in two dimensions (24" x 24" and 26" x 26") in Bluestone or Chestnut. On an Olde English Wall Column, a 24" x 24" cap will provide a 2" reveal while a 26" x 26" cap will provide a 1" reveal and a 26" x 26" cap will give a 2" reveal.

### CAST STONE FLAT COLUMN CAP

16 Caps of One Color

(Sold In Full Pallets Only)



### CAST STONE PYRAMID CAP

8 Caps of One Color

(Sold Individually & in Full Pallets)



### CAST STONE LIGHT COLUMN CAP

with flat surface on peak for fixture

8 Caps of One Color

(Sold Individually & in Full Pallets)



SIZE (inches)	24 x 24 (Width) 3 (Thick)	26 x 26 (Width) 3 (Thick)	24 x 24 (Width) 2 5/8 (Thick)	26 x 26 (Width) 2 5/8 (Thick)	24 x 24 (Width) 2 5/8 (Thick)	26 x 26 (Width) 2 5/8 (Thick)
WEIGHT PER CAP (lbs.)	141	165	183	201	173	191
WEIGHT PER PALLET (lbs.)	2,306	2,690	1,514	1,658	1,434	1,578
PRICE PER CAP (SOLD BY THE PALLET)	Chestnut	Bluestone	Chestnut	Bluestone	Chestnut	Bluestone
PRICE PER CAP (SOLD BY THE PIECE)						

# CAST STONE STEPPING STONES

Create the look of a natural stone pathway in gardens and other outdoor settings using 6 different, irregularly shaped stepping-stones. Position the stones randomly in a path design of your liking and separate them with grass, pebble stones or mulch.

Available in Bluestone, Chestnut & Boulder Blend.



DIMENSIONS	ALL 2" THICK Sizes of the 6 pieces vary from 15" x 21 1/2" TO 17" x 23 1/2"
WEIGHT PER STEPPING STONE (lbs.)	65
WEIGHT PER PALLET (lbs.)	2,390
PRICE PER STEPPING STONE	
PRICE PER PALLET	

36 Stepping Stones  
of One Color  
*(Sold In Full Pallets Only)*

# CAST STONE STEPS

For maximum convenience in creating landscape steps, the 6" thick steps are available in 48" and 72" lengths (sold separately) and also as a pre-packaged kit containing the ten pieces of cast stone needed to complete a staircase with four steps as shown. A choice of Bluestone or Chestnut will coordinate beautifully with all Cambridge Wall and Pavingstone colors as well as natural stone and other landscape materials.



8 Steps of One Color  
*(Sold In Full Pallets Only)*

6 Steps of One Color  
*(Sold In Full Pallets Only)*

Total Pallets: 1



STEP SIZE	48" CAST STONE STEP	72" CAST STONE STEP
DIMENSIONS	48" Wide 16" Deep 6" Thick	72" Wide 16" Deep 6" Thick
WEIGHT PER STEP (lbs.)	379	569
WEIGHT PER PALLET (lbs.)	3,082	3,489
PRICE PER STEP	Chestnut    Bluestone	Chestnut    Bluestone

STEP SIZE	48" CAST STONE STAIR KIT	72" CAST STONE STAIR KIT
DIMENSIONS	48" Wide 58" Deep 24" Thick	72" Wide 58" Deep 24" Thick
WEIGHT PER PALLET (lbs.)	2,700	3,286
PRICE PER KIT	Chestnut    Bluestone	Chestnut    Bluestone

# CAST STONE PALISADES 4-PC. STEP SET

From molds inspired by outcrops on cliffs, steep hillsides, mountain ridges, river banks and other bedrock formations and protrusions, the 4 pieces — each having distinctive characteristics of their own — can be stepped back, rotated and positioned in dozens of ways. Up to 8 different face and edge textures can be utilized to build a staircase with a unique, natural appearance.

Available in Bluestone, Chestnut & Boulder Blend.



4 Steps of One Color  
*(Sold In Full Pallets Only)*

DIMENSIONS	48" Wide • 32" Deep • 6" Thick
WEIGHT PER STEP (lbs.)	720
WEIGHT PER PALLET (lbs.)	2,930
PRICE PER STEP	





# CAMBRIDGE FULLY-ASSEMBLED KITS\*

Most Fully-Assembled Kits are available in 3 colors: Limestone Quarry Blend, Sahara/Chestnut or Toffee/Onyx

## THE BERKSHIRE FULLY-ASSEMBLED FIREPLACE

### THE BERKSHIRE FULLY-ASSEMBLED WOOD-BURNING OUTDOOR FIREPLACE

Made of Olde English wall and Olde English pavingstones with details of contrasting Brandywine Brick Alley pavingstones set in herringbone and linear patterns, this scaled-down fireplace makes a perfect component for a patio or an outdoor living room where available space needs to be addressed in the planning stages. The fireplace comes complete with a stainless steel chimney liner, termination cap, spark screen and log grate.

*The Berkshire Fully-Assembled Fireplace Kit is available in 2 styles:*

- Toffee/Onyx with details of contrasting Brandywine Brick Alley Pavers
- Limestone Quarry Blend with details of contrasting Coal Brick Alley Pavers

DIMENSIONS	8' 2 1/2" H • 4' 1 1/2" W 3' 8" D
TOTAL PALLET	2
TOTAL WEIGHT (lbs.)	6,300
PRICE PER KIT	

#### OPTIONAL FIREWOOD BOX EXTENSION

(Right & left side sold separately)

DIMENSIONS: 35" H, 29 3/4" W, 37" D

TOTAL PALLET: 1

WEIGHT (lbs.): 1,644

PRICE: Each



## OLDE ENGLISH FULLY-ASSEMBLED FIREPLACE

### OLDE ENGLISH FULLY-ASSEMBLED OUTDOOR FIREPLACE WITH OPTIONAL WATERFALL/FIREWOOD BOX COMBINATION EXTENSIONS

This fireplace provides a sensual sensation that stimulates the spirit of outdoor living by combining the warmth and comfort of a crackling wood fire with the hypnotic sound of a waterfall and the visual appeal of accent lighting right on your patio or within your outdoor living room setting. Note the arched hearth opening and a recessed cast stone diamond-shaped, decorative medallion.

- Made of Cambridge Olde English Wall™ with a Cambridge Bullnose hearth ledge, mantle and chimney top
- Complete with a stainless steel chimney liner, termination cap, spark screen and log grate
- Genuine granite tiles on 4 sides

*Olde English Fully-Assembled Fireplace Kits are available in 3 styles:*

- Toffee/Onyx with Black Uba Tuba Granite and Bluestone Trim
- Sahara/Chestnut with Venetian Gold Granite and Chestnut Trim
- Limestone Quarry Blend with Black Uba Tuba Granite and Coal Trim

DIMENSIONS	8' 5 1/2" H • 4' 11 7/8" W 4' 7 7/8" D
TOTAL PALLET	3
TOTAL WEIGHT (lbs.)	7,774
PRICE PER KIT	

#### OPTIONAL FIREWOOD BOX EXTENSION

(Right & left side sold separately)

DIMENSIONS: 38 1/2" H, 34" W, 36" D

TOTAL PALLET: 1

WEIGHT (lbs.): 1,950

PRICE: Each



#### OPTIONAL WATERFALL/FIREWOOD BOX EXTENSION


(Right & left side sold separately) Select one color for the lighted waterfall or run all 16 sequentially by remote control.

DIMENSIONS: 42 1/2" H, 34" W, 38 1/4" D

TOTAL PALLET: 1

WEIGHT (lbs.): 1,880

PRICE: Each



## OLDE ENGLISH FULLY-ASSEMBLED PIZZA OVEN

### OLDE ENGLISH FULLY-ASSEMBLED OUTDOOR PIZZA OVEN

Be the best pizza chef in town and the talk of friends and family! Bake the most delicious, traditional Italian pizza pies, open-faced baguette pizzas, homemade breads as well as roast vegetables and a variety of dishes right in your own backyard... all with authentic, brick oven flavor. The Old World look is further enhanced with an arch design over the wood storage compartment and 2 bands of granite tiles on 4 sides.

- Firebrick-lined wood burning chamber
- A floor containing a special cooking stone eliminates the need to rotate the pizza while it's cooking
- Vented damper adjusts air flow for temperature control
- Stainless steel chimney liner, termination cap and spark screen
- Professional Quality Care & Cooking Package
- Temperature gauge and drop-down doors with heat dissipating, stainless steel handles
- Genuine granite tiles on 4 sides

*Olde English Fully-Assembled Pizza Oven Kits are available in 3 styles:*

- Toffee/Onyx with Black Uba Tuba Granite and Bluestone Trim
- Sahara/Chestnut with Venetian Gold Granite and Chestnut Trim
- Limestone Quarry Blend with Black Uba Tuba Granite and Coal Trim

DIMENSIONS	7' 8" H • 4' 11 1/2" W 3' 7 3/4" D
TOTAL PALLET	2
TOTAL WEIGHT (lbs.)	7,212
PRICE PER KIT	

#### PROFESSIONAL QUALITY CARE & COOKING PACKAGE

- 13" Rectangular pizza peel for inserting and removing your pizza
- 8" Round pizza peel (for rotating pizza; not necessary with Fully-Assembled pizza oven)
- Adjustable brush with copper bristles
- Oven rake and ash shovel
- Wall-mounted peel rack



\*NOTE: Detailed instructions can be found online and are included with components. Concrete pad must be poured and first course installed prior to placing components.

# FULLY-ASSEMBLED GRAND COLUMN

The multi-dimensional design makes a grand statement from top to bottom. Made of Olde English Wallstones & Pavers with insets of Cambridge 4 x 8 Holland Pavingstones from The KingsCourt Collection set in a herringbone pattern on 4 sides. The column is topped off with Bullnose accent trim from The Crusader Collection under a Cambridge Cast Stone Light Cap. Available in 2 sizes – Large (32" x 32", 56" high) and Extra Large (42" x 42", 68" high) – to meet your individual needs. Shown in Extra Large with optional Column Mailbox Insert.

COLUMN SIZE	LARGE	EXTRA LARGE
DIMENSIONS	32" x 32" x 56" High	42" x 42" x 68" High
TOTAL PALLETS	1	1
TOTAL WEIGHT (lbs.)	2,350	4,057
PRICE PER KIT	(Custom Order)	(Custom Order)
WITH MAILBOX	(Custom Order)	(Custom Order)

## Olde English Fully-Assembled Grand Column

Kits are available in 2 styles:

- Toffee/Onyx with Bluestone Trim
- Sahara/Chestnut with Chestnut Trim




# FULLY-ASSEMBLED OLDE ENGLISH WALL KITCHEN

Custom Order Only

Custom qualities with fully assembled convenience! Put all of the amenities you need for food preparation, cooking and grilling within arm's reach in the custom configuration that is perfect for you. Whether "L" Shape (as shown), "U" Shape or Straight you can arrange the components to create the kitchen of your dreams. Ready to be joined together, the 4 open-air kitchen modules were designed to achieve a perfect fit using advanced laser technology.

- Made with Cambridge Olde English Wall
  - Stainless steel appliances
  - Genuine granite tiles on 4 sides
- Olde English Fully-Assembled Kitchen Kits are available in 3 styles:**
- Toffee/Onyx with Black Uba Tuba Granite
  - Sahara/Chestnut with Venetian Gold Granite
  - Limestone Quarry Blend with Black Uba Tuba Granite

Get your Kitchen Design Template today! Visit your Authorized Cambridge Distributor.



SECTION	[A] REFRIGERATOR CABINET	[B] CORNER UNIT	[C] DOUBLE DOOR CABINET	[D] GRILL CABINET
DIMENSIONS	4' 1/4" L x 3' D x 3' 2" H	3' 6 1/2" L x 3' D x 3' 2" H	5' 1/2" L x 3' D x 3' 2" H	6' 2 1/4" L x 3' D x 3' 2" H
PALLETS	2	2	2	2
WEIGHT (lbs.)	2,415	2,285	2,730	3,470
PRICE PER KIT				

## STAINLESS STEEL APPLIANCES

- Grill (38" Wide x 20" Deep)
- 5 Burners with 75,000 BTU auto-ignition
- 2 Lights for nighttime cooking
- Rotisserie
- Built-in thermometer
- Warming rack
- Slide-out grease tray
- Refrigerator
- Cabinet access doors

# FULLY-ASSEMBLED OUTDOOR GRILL ISLAND

This compact yet versatile gas cooking and grilling component has all of the grand conveniences that barbeque aficionados put on their wish lists — durable Cambridge hardscape materials, a polished granite countertop and a band of granite tiles on 4 sides. Complete with a premium grade, Stainless Steel Appliance Package. Consider placing one alone on a concrete pad or next to a Cambridge Outdoor Pizza Oven for an ultimate backyard cooking experience.

- Made With Olde English Wall
- Genuine granite tiles on 4 sides

DIMENSIONS	6' 3 1/4" L x 3' D x 3' 2" H
TOTAL PALLETS	2
TOTAL WEIGHT (lbs.)	3,985
PRICE PER KIT	

## STAINLESS STEEL APPLIANCE PACKAGE

- Grill (38" Wide x 20" Deep)
- 5 Burners with 75,000 BTU auto-ignition
- 2 Lights for nighttime cooking
- Rotisserie
- Built-in thermometer
- Warming rack
- Slide-out grease tray
- Cabinet access doors

## Olde English Fully Assembled Grill

- Kits are available in 3 styles:
- Toffee/Onyx with Black Uba Tuba Granite
  - Sahara/Chestnut with Venetian Gold Granite
  - Limestone Quarry Blend with Black Uba Tuba Granite



# FULLY-ASSEMBLED GAS FIRE TABLE

- Made with Cambridge Olde English Wallstones
- Cambridge Bullnose footrest
- 60" diameter table ring granite (Black Uba Or Venetian Gold)
- Natural Gas or Liquid Propane (Specify at time of order)
- 150K BTU, 24" Penta Burner produces even flame in flower-like pattern
- Includes Lava Rocks (Glass Fire Beads optional)

DIMENSIONS	32" Inside Diameter • 60" Outside Diameter • 29" High
TOTAL PALLETS	2
TOTAL WEIGHT (lbs.)	3,092
PRICE PER KIT	

## Olde English Fully-Assembled Fire Table Kits are available in 2 styles:

- Toffee/Onyx with Black Uba Tuba Granite
- Sahara/Chestnut with Venetian Gold Granite

## CAMBRIDGE GLASS FIRE BEADS

Ordered separately, these specially designed, oval-shaped, linear beads reflect light and sparkle on the outside when the flame is lit. Their unique shape allows the flames to move freely between each bead following the smooth contours to create a dancing liquid-like display. Choose from Diamond, Aqua and Emerald. Bead colors can be mixed to create unique designs. See product information on Page 18.



**\*NOTE:** Do not cover natural gas burner completely with glass fire beads to ensure your unit will burn properly.



# FULLY-ASSEMBLED STONE VENEER KITS\*

All Fully Assembled Stone Veneer Kits Are Available In 2 Colors: Midnight Slate and Santa Fe

## FULLY-ASSEMBLED STONE VENEER FIREPLACE

### FULLY-ASSEMBLED STONE VENEER OUTDOOR FIREPLACE WITH OPTIONAL FIREWOOD BOX COMBINATION EXTENSIONS

For those interested in more natural stone character – this wood-burning fireplace version that features Cambridge Stone Veneer facing in Canyon Ledge and Ledgestone Wall accenting is the perfect fit for you. Two of our most popular trendsetters are paired-up for a look that's unique to Cambridge.

- Made of Stone Veneer Canyon Ledge & Ledgestone Wall with a Bullnose hearth ledge, mantle & chimney top
- Complete with a Stainless Steel Chimney Liner, Termination Cap, Spark Screen & Log Grate

All Fully-Assembled Stone Veneer Fireplace Kits are available in 2 styles:

- Stone Veneer Canyon Ledge Santa Fe & Ledgestone Wall Sahara/Chestnut with Cambridge Bullnose Trim Chestnut
- Stone Veneer Canyon Ledge Midnight Slate & Ledgestone Wall Toffee/Onyx with Cambridge Bullnose Trim Bluestone

DIMENSIONS	8' 5 1/2" H • 4' 11 7/8" W 4' 7 7/8" D
TOTAL PALLETS	3
TOTAL WEIGHT (lbs.)	7,747
PRICE PER KIT	

#### OPTIONAL FIREWOOD BOX EXTENSION



(Right & left side sold separately)

DIMENSIONS: 38 1/2" H, 34" W, 36" D

TOTAL PALLETS: 1

WEIGHT (lbs.): 1,750

PRICE: Each



Custom Order Only

## FULLY-ASSEMBLED STONE VENEER KITCHEN

### FULLY-ASSEMBLED STONE VENEER KITCHEN


Custom qualities with fully-assembled convenience! Put all of the amenities you need for food preparation, cooking and grilling within arm's reach in the custom configuration that is perfect for you. Whether "L" Shape, "U" Shape or Straight you can arrange the components to create the kitchen of your dreams. Ready to be joined together, the 4 open-air kitchen modules were designed to achieve a perfect fit.

- Made with Stone Veneer Canyon Ledge with Ledgestone Wallstone base.
- Stainless steel appliances

All Fully-Assembled Stone Veneer Kitchen Kits are available in 2 styles:

- Stone Veneer Canyon Ledge Santa Fe with Venetian Gold Granite
- Stone Veneer Canyon Ledge Midnight Slate with Black Uba Tuba Granite

Get your Kitchen Design Template today! Visit your Authorized Cambridge Distributor.



SECTION	[A] REFRIGERATOR CABINET	[B] CORNER UNIT	[C] DOUBLE DOOR CABINET	[D] GRILL CABINET
DIMENSIONS	4' 1/4" L • 3' D • 3' 2" H	3' 6 1/2" L • 3' D • 3' 2" H	5' 1/2" L • 3' D • 3' 2" H	6' 2 1/4" L • 3' D • 3' 2" H
PALLETS	2	2	2	2
WEIGHT (lbs.)	2,000	1,700	2,600	3,030
PRICE PER KIT				

#### STAINLESS STEEL APPLIANCES

- Grill (38" Wide x 20" Deep)
- 5 Burners with 75,000 BTU auto-ignition
- 2 Lights for nighttime cooking
- Rotisserie
- Built-in thermometer
- Warming rack
- Slide-out grease tray
- Refrigerator
- Cabinet access doors

## STONE VENEER GRILL ISLAND

### FULLY-ASSEMBLED STONE VENEER GRILL ISLAND

This Fully-Assembled Stone Veneer gas cooking and grilling component is made of durable Cambridge hardscape materials, polished granite countertop, and a premium grade, Stainless Steel Appliance Package. Consider placing one alone on a concrete pad or next to a Cambridge Stone Veneer Fireplace for the ultimate backyard experience.

- Made with Cambridge Stone Veneer Canyon Ledge with Ledgestone Wallstone base
- Corner Column Lights shown (not included)

All Fully-Assembled Stone Veneer Grill Kits are available in 2 styles:

- Stone Veneer Canyon Ledge Santa Fe with Venetian Gold Granite
- Stone Veneer Canyon Ledge Midnight Slate with Black Uba Tuba Granite

DIMENSIONS	6' 3 1/4" L x 3' D x 3' 2" H
TOTAL PALLETS	2
TOTAL WEIGHT (lbs.)	3,030
PRICE PER KIT	



## STONE VENEER PIZZA OVEN

### FULLY-ASSEMBLED STONE VENEER PIZZA OVEN

This Fully-Assembled Stone Veneer Pizza Oven has all the same great amenities as our Olde English Fully-Assembled Pizza Oven including Professional Quality Care & Cooking Package, but now with the look of natural stone.

- Made with Cambridge Stone Veneer Canyon Ledge with Ledgestone Wallstone base

Fully-Assembled Stone Veneer Pizza Ovens are available in 2 styles:

- Stone Veneer Canyon Ledge Santa Fe & Ledgestone Wall Sahara/Chestnut with Cambridge Bullnose Trim Chestnut
- Stone Veneer Canyon Ledge Midnight Slate & Ledgestone Wall Toffee/Onyx with Cambridge Bullnose Trim Bluestone

DIMENSIONS	7' 8" H • 4' 11 1/2" W • 3' 7 3/4" D
TOTAL PALLETS	2
TOTAL WEIGHT (lbs.)	6,510
PRICE PER KIT	



\*NOTE: Detailed instructions can be found online and are included with components. Concrete pad must be poured and first course installed prior to placing components.

# BOUTIQUE COLLECTION



**A**



**B**



**C**

## MATCHING MINI FIREWOOD BOX EXTENSION KITS

for Boutique Collection Mini Fireplaces

DIMENSIONS: 30" H X 24" W X 28" D  
TOTAL PALLETS: 1 | WEIGHT (lbs.): 900

(Right and left side sold separately)



**D**

**E**

### [A & B] MINI FULLY-ASSEMBLED OLDE ENGLISH FIREPLACE

Mini Fully-Assembled Olde English Fireplaces:  
[A] available in 1 style; [B] available in 2 styles:

[A] Olde English Wall Limestone Quarry Blend w/ contrasting Brick Alley Pavers in Coal

[B] Olde English Wall Toffee/Onyx w/ Bullnose Bluestone Blend trim and Black Uba Tuba granite tiles  
[B] Olde English Wall Sahara/Chestnut w/ Bullnose Chestnut trim and Venetian Gold granite tiles

### [C] MINI FULLY-ASSEMBLED CANYON LEDGE FIREPLACE

Mini Fully-Assembled Canyon Ledge Fireplaces are available in 2 styles:

- Canyon Ledge Santa Fe w/ Bullnose Chestnut trim and Ledge Stone Wallstone Sahara/Chestnut
- Canyon Ledge Midnight Slate w/ Bullnose Bluestone Blend trim and Ledge Stone Wallstone Toffee/Onyx

### [D] FULLY-ASSEMBLED OLDE ENGLISH BENCH W/ LEDGESTONE CAP

Fully-Assembled Olde English Benches w/ Ledge Stone Cap are available in 2 styles:

- Olde English Wall Sahara Chestnut w/ Ledge Stone Cap Mocha
- Olde English Wall Toffee/Onyx w/ Ledge Stone Cap Bluestone Blend

### [E] FULLY-ASSEMBLED OLDE ENGLISH BENCH W/ BULLNOSE CAP

Fully-Assembled Olde English Benches w/ Bullnose Cap are available in 2 styles:

- Olde English Wall Sahara Chestnut w/ Bullnose Cap Chestnut
- Olde English Wall Toffee/Onyx w/ Bullnose Cap Bluestone Blend

BOUTIQUE COLLECTION	[A] MINI OLDE ENGLISH FIREPLACE LQB	[B] MINI OLDE ENGLISH FIREPLACE	[C] MINI CANYON LEDGE FIREPLACE	[D] OLDE ENGLISH BENCH W/ LEDGESTONE CAP	[E] OLDE ENGLISH BENCH W/ BULLNOSE CAP
DIMENSIONS	8' 3" H x 3' 4" W x 3' 10 1/4" D	8' 3" H x 3' 4" W x 3' 10 1/4" D	8' 3" H x 3' 4" W x 3' 10 1/4" D	OUTSIDE RADIUS 6' 11 1/4" W 2' 1" D INSIDE RADIUS 5' 8" W SEAT HEIGHT 18 3/8"	OUTSIDE RADIUS 6' 11 1/4" W 2' 1" D INSIDE RADIUS 5' 8" W SEAT HEIGHT 18 3/4"
TOTAL PALLETS	2	2	2	1	1
TOTAL WEIGHT (lbs.)	4,625	4,625	4,435	1,070	1,070
PRICE PER KIT					
PRICE PER FIREWOOD BOX KIT					

NOTE: Cap dimensions are included in bench measurements.

## PRE-CUT & PRE-PACKAGED MAYTRX SEATING WALL KIT



### [E] QUARTER ROUND

Half & Quarter Round MaytrX Seating Wall Kits are available in 3 styles (Split Face Only):

- MaytrX Wall Onyx/Natural with Natural Stone Bullnose Treads & Column Caps Cumberland Blue
- MaytrX Wall Sahara/Chestnut with Natural Stone Bullnose Treads & Column Caps Hampton Brown
- MaytrX Wall Toffee/Onyx with Natural Stone Bullnose Treads & Column Caps Cumberland Blue

NOTE: Column Kits (2) are included. Firepit is NOT included.

Total Natural Stone Bullnose treads for Quarter Round = 6 (3 seat / 3 wall cap) and

Total Natural Stone Bullnose treads for Half Round = 12 (6 seat / 6 wall cap)



### [F] HALF ROUND

SEATING WALL KIT	[E] QUARTER ROUND	[F] HALF ROUND
DIMENSIONS	14' 10" W, 5' D HEIGHTS: SEAT 17 5/8" • BACK WALL: 35 5/8" • COLUMN: 47 5/8"	15' 10" W, 9' 11" D HEIGHTS: SEAT 17 5/8" • BACK WALL 35 5/8" • COLUMN 47 5/8"
TOTAL PALLETS	6	9
TOTAL WEIGHT (lbs.)	11,075	24,854
PRICE PER KIT		



## PRE-PACKAGED OLDE ENGLISH PAVER OUTDOOR FIREPLACE KIT

Designed with small individual paver units, the Cambridge Pre-Packaged Olde English Paver Fireplace Kit has all the characteristics of a traditional brick fireplace. This kit is complete with a top of the line stainless steel fireplace, it also features stainless steel curtain pull screens, a stainless steel fire grate, a 4-foot high, air-cooled chimney and black powder coated termination cap complete with galvanized flashing. Also standard are refractory brick panels inside the firebox and five 6" x 6" polished granite tiles for the face on the front of the unit. Shipped as a wood burning unit, the fireplace can also be converted to gas. Only minimal cutting of approximately 23 pcs. of Olde English Pavers is required. See instructions. Step-by-step instructions in English and Spanish are included.



DIMENSIONS	7' 4" H x 4' 10" W x 4' 1/4" D (Fireplace including Chimney Cap) 20 3/16" H x 30" W x 20 1/4" D (Firebox)
TOTAL PALLETS	4
TOTAL WEIGHT (lbs.)	6,400
PRICE PER KIT	

## PRE-PACKAGED OLDE ENGLISH PAVER FIREPLACE KIT WITH CAST STONE SURROUND DELUXE

Complete with an arched design Cast Stone Fireplace Surround, full width hearth, mantel, chimney cap and 8 1/8" x 8 1/8" square medallion. The surrounds are made of Architectural Cast Stone, which has the look of natural stone, and is a highly refined precast concrete combining the finest raw materials, one of the most advanced manufacturing technologies and exquisite craftsmanship to create a product worthy of your project. Cast stone is available in 2 color choices: Bluestone and Chestnut.



DIMENSIONS	7' 4" H x 4' 10" W x 4' 1/4" D (Fireplace including Chimney Cap) 20 3/16" H x 30" W x 20 1/4" D (Firebox)
TOTAL PALLETS	5
TOTAL WEIGHT (lbs.)	7,388
PRICE PER KIT	

## OPTIONAL OLDE ENGLISH PAVER FIREWOOD BOX EXTENSION KIT



DIMENSIONS	31" H x 40" W x 36" D
TOTAL PALLETS	1
WEIGHT (lbs.)	2,425
PRICE PER KIT	

## NATURAL GAS OPTION 18" DUAL OUTDOOR BURNER/LOG SET KIT



DIMENSIONS	18" WIDE
WEIGHT (lbs.)	66
PRICE PER KIT	Red Oak

# PRE-PACKAGED FIREPLACE KITS

## PRE-PACKAGED OLDE ENGLISH WALL OUTDOOR FIREPLACE KIT

The largest of the three Cambridge Pre-Packaged Fireplace Kits, the Olde English Wall Fireplace is the perfect kit for extending your outdoor living space. This kit is complete with a top of the line stainless steel fireplace, it also features stainless steel curtain pull screens, a stainless steel fire grate, a 4-foot high, air-cooled chimney and black powder coated termination cap complete with galvanized flashing. Also standard are refractory brick panels inside the firebox and five 8" x 8" polished granite tiles for the face on the front of the unit. Although shipped as a wood burning unit, it may also be converted to gas. See instructions. Ready to Install... absolutely NO cutting necessary. Step-by-step instructions in English and Spanish are included.



DIMENSIONS	9' H x 6' 8" W x 4' 4" D (Fireplace including Chimney Cap) 22 1/4" H x 41" W x 21 1/4" D (Firebox)
TOTAL PALLETS	8
TOTAL WEIGHT (lbs.)	18,500
PRICE PER KIT	

## CAMBRIDGE PRE-PACKAGED OLDE ENGLISH WALL FIREPLACE KIT WITH CAST STONE SURROUND DELUXE

Complete with an arched design Cast Stone Fireplace Surround, full width hearth, mantel, chimney cap and 12" x 12" square medallion. The surrounds are made of Architectural Cast Stone, which has the look of natural stone, and is a highly refined precast concrete combining the finest raw materials, one of the most advanced manufacturing technologies and exquisite craftsmanship to create a product worthy of your project. Cast stone is available in 2 color choices: Bluestone and Chestnut.



DIMENSIONS	9' H x 6' 8" W x 4' 4" D (Fireplace including Chimney Cap) 22 1/4" H x 41" W x 21 1/4" D (Firebox)
TOTAL PALLETS	8
TOTAL WEIGHT (lbs.)	16,000
PRICE PER KIT	

## OPTIONAL OLDE ENGLISH WALL FIREWOOD BOX EXTENSION KIT



DIMENSIONS	36" H x 44" W x 32" D
TOTAL PALLETS	1
WEIGHT (lbs.)	2,820
PRICE PER KIT	

## NATURAL GAS OPTION 24" DUAL OUTDOOR BURNER/LOG SET KIT



DIMENSIONS	24" WIDE
WEIGHT (lbs.)	98
PRICE PER KIT	Red Oak

## PRE-PACKAGED MAYTRX WALL OUTDOOR FIREPLACE KIT

The MaytRx Fireplace is available in two distinct rock faced textures: Split Face and Renaissance. If contemporary style is preferred, this fireplace design is perfect. This kit is complete with a top of the line stainless steel fireplace, it also features stainless steel curtain pull screens, a stainless steel fire grate, a 4-foot high, air-cooled chimney and black powder coated termination cap complete with galvanized flashing. Also standard are refractory brick panels inside the firebox and six 6" x 6" polished granite tiles for the face on the front of the unit. Ready to Install... absolutely NO cutting necessary. Shipped as a wood burning unit, the fireplace can also be converted to gas. See instructions. Step-by-step instructions in English and Spanish included.



DIMENSIONS	8' 5" H x 5' 1 1/2" W x 4' D (Fireplace including Chimney Cap) 20 3/16" H x 36" W x 20 1/4" D (Firebox)	
TOTAL PALLETS	5	
TOTAL WEIGHT (lbs.)	13,800	
PRICE PER KIT	SPLIT FACE	
	RENAISSANCE	

## PRE-PACKAGED MAYTRX WALL FIREPLACE KIT WITH CAST STONE SURROUND DELUXE

Complete with an arched design Cast Stone Fireplace Surround, full width hearth, mantel, chimney cap and 8 1/8" x 8 1/8" square medallion. The surrounds are made of Architectural Cast Stone, which has the look of natural stone, and is a highly refined precast concrete combining the finest raw materials, one of the most advanced manufacturing technologies and exquisite craftsmanship to create a product worthy of your project. Cast stone is available in 2 color choices: Bluestone and Chestnut.



DIMENSIONS	8' 5" H x 5' 1 1/2" W x 4' D (Fireplace including Chimney Cap) 20 3/16" H x 36" W x 20 1/4" D (Firebox)	
TOTAL PALLETS	6	
TOTAL WEIGHT (lbs.)	12,000	
PRICE PER KIT	SPLIT FACE	
	RENAISSANCE	

## OPTIONAL MAYTRX WALL FIREWOOD BOX EXTENSION KIT



DIMENSIONS	36" H x 44" W x 38" D	
TOTAL PALLETS	2	
WEIGHT (lbs.)	4,700	
PRICE PER KIT	SPLIT FACE	
	RENAISSANCE	

## NATURAL GAS OPTION 18" DUAL OUTDOOR BURNER/LOG SET KIT



DIMENSIONS	18" WIDE	
WEIGHT (lbs.)	66	
PRICE PER KIT	Red Oak	



# PRE-CUT & PRE-PACKAGED OUTDOOR GRILL KITS

## PRE-CUT & PRE-PACKAGED LEDGESTONE WALL GRILL MODULE KIT

This Grill Module is complete with Ledgestone Wallstones/Corners and a top of the line stainless steel appliance package, all set in a polished granite countertop. The countertop comes in a choice of Black Uba Tuba or Venetian Gold. Ready to install... absolutely NO cutting necessary. Step-by-step instructions in English and Spanish included.

DIMENSIONS	6' 3" L x 3' D x 3' 6" H	
TOTAL PALLET	3	
TOTAL WEIGHT (lbs.)	6,030	
PRICE PER KIT	Sandstone Blend	
	Bluestone Blend	



## PRE-CUT & PRE-PACKAGED OLDE ENGLISH WALL GRILL MODULE KIT

In a smaller scale than the outdoor kitchen kit, the Grill Module is complete with Olde English Wallstones and a top of the line stainless steel appliance package, all set in a polished granite countertop. The countertop comes in a choice of Black Uba Tuba or Venetian Gold. Ready to install... absolutely NO cutting necessary. Step-by-step instructions in English and Spanish included.

DIMENSIONS	6' 3" L x 3' D x 3' 6" H	
TOTAL PALLET	2	
TOTAL WEIGHT (lbs.)	5,500	
PRICE PER KIT	Bluestone Blend	



## PRE-CUT & PRE-PACKAGED MAYTRX WALL GRILL MODULE KIT

This style comes complete with MaytrX 6 Wallstones as well as a top of the line stainless steel appliance package, all set in a polished granite countertop in a choice of Black Uba Tuba or Venetian Gold. Ready to install... absolutely NO cutting necessary. Step-by-step instructions in English and Spanish included.

DIMENSIONS	6' 3" L x 3' D x 3' 6" H	
TOTAL PALLET	3	
TOTAL WEIGHT (lbs.)	5,450	
PRICE PER KIT	SPLIT FACE	
	RENAISSANCE	



# PRE-CUT & PRE-PACKAGED KITCHEN WITH ASADO COOKER KIT

## PRE-CUT & PRE-PACKAGED OLDE ENGLISH WALL OUTDOOR KITCHEN W/ ASADO COOKER KIT

Complete with Olde English Wallstones and appliances including grill, refrigerator, Coyote Asado Cooker, and cabinets all set in polished granite countertops. Step-by-step instructions in English and Spanish included.

DIMENSIONS L-SHAPED KITCHEN	SHORT SIDE: 6' 4" Long LONG SIDE: 12' Long • BOTH: 3' Deep	
TOTAL PALLET	7	
TOTAL WEIGHT (lbs.)	14,300	
PRICE PER KIT	Bluestone Blend	



### STAINLESS STEEL APPLIANCE PACKAGE

- Grill (38" Wide x 20" Deep)
- 5 Burners with 75,000 BTU auto-ignition
- 2 Lights for nighttime cooking
- Refrigerator
- Rotisserie
- Built-in thermometer
- Warming rack
- Slide-out grease tray
- Cabinet access doors

**NOTE:** All Gas Kits, Appliances & Accessories must be installed by a licensed plumber in accordance with all local municipality codes and ordinances. Installer must refer to product installation manual for specific installation and safety information.




# PRE-PACKAGED OUTDOOR KITCHEN KIT

## PRE-PACKAGED OLDE ENGLISH WALL KITCHEN KIT

Complete with everything you see! Olde English Wallstones, two concrete lintels, and appliances including grill, refrigerator, sink, and cabinets all set in polished granite countertops. Granite countertops come in 2 color choices: Black Uba Tuba or Venetian Gold. Ready to Install... absolutely NO cutting necessary. Step by step instructions in English and Spanish included.



DIMENSIONS L-SHAPED KITCHEN	SHORT SIDE: 6' 4" Long LONG SIDE: 12' Long • BOTH: 3' Deep	
TOTAL PALLETS	6	
TOTAL WEIGHT (lbs.)	12,500	
PRICE PER KIT	Bluestone Blend	



## PRE-PACKAGED MAYTRX WALL KITCHEN KIT

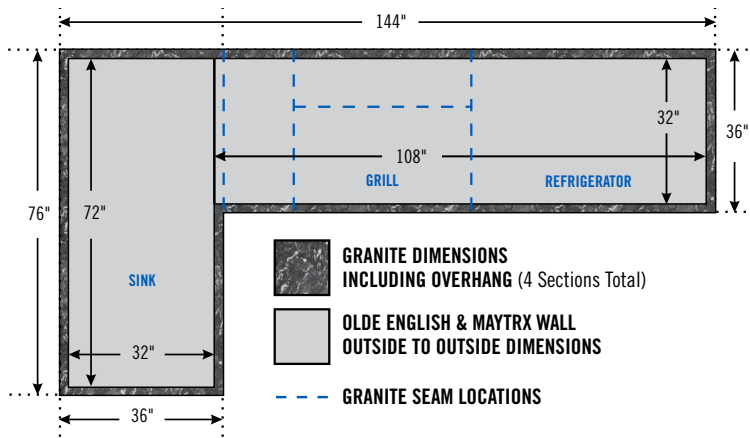
Complete with MaytRx Wallstones and appliances including grill, refrigerator, sink, and cabinets all set in polished granite countertops. Granite countertops come in 2 color choices: Black Uba Tuba or Venetian Gold. Ready to Install... absolutely NO cutting necessary. Step by step instructions in English and Spanish included.



DIMENSIONS L-SHAPED KITCHEN	SHORT SIDE: 6' 4" Long LONG SIDE: 12' Long • BOTH: 3' Deep	
TOTAL PALLETS	6	
TOTAL WEIGHT (lbs.)	12,200	
PRICE PER KIT	SPLIT FACE RENAISSANCE	



Both kitchens are designed as a left side "L" shape. If your customer prefers a right side "L" shape call your Cambridge distributor and place a Special Order accordingly so the granite countertops can be custom made.



**NOTE:** Should you purchase the optional Cambridge Pre-Packaged Pergola Kit for the Olde English or MaytRx Wall Kitchen Kit it must be installed at the same time. The Pre-Packaged Pergola Kit requires concrete footings and CANNOT be added afterwards. When adding a Cambridge Pre-Packaged Pergola Kit the granite countertops will be made custom to fit.

### 38" GRILL\*

Double lined roll top grill with 2 lights for night time grilling. 20" x 38" cooking area with stainless steel grill grates and trim kit. 5 cast stainless steel 75,000 BTU burners with 6 sure lite gas valves with automatic ignition. Heavy duty stainless steel rotisserie with built in thermometer, warming rack and slide out grease tray. Grill is shipped as a Propane Gas (LP) Grill. For a Natural Gas (NG) Grill, specify on order accordingly.

### STAINLESS STEEL REFRIGERATOR & FRAME\*

Upright stainless steel refrigerator with space saving flush back design. Reversible door with left or right swing. Full range temperature control, built in beverage can dispenser and stainless steel trim kit. Dimensions: 19.25"W x 33"H x 22"D.

### STAINLESS STEEL SINK\*


Stainless steel drop in sink complete with hot and cold faucet set with long neck bar spout. Dimensions: 15"L x 15"W

### STAINLESS STEEL ACCESS DOORS\*

Allow easy access to propane tank under grill and plumbing under sink. All doors have slide hinges for easy removal providing ease of cleaning. Sink Single Door Dimensions: 22"H x 18"W x 2"D; Grill Double Doors Dimensions: 22"H x 33"W x 2"D.

\*See manufacturer's manual for warranty details.

## ACCENT MEDALLIONS FOR ALL CAMBRIDGE PRE-PACKAGED KITS



Add Cambridge Medallions to all your Cambridge Kits. Guaranteed to enhance all your wall, column, kitchen & fireplace projects. Available in 2 shapes and sizes. Medallions are available in 2 color choices: Bluestone and Chestnut.

	SQUARE MEDALLION		ROUND MEDALLION	
	SMALL	LARGE	SMALL	LARGE
DIMENSIONS	8 1/8" x 8 1/8"	12" x 12"	8 1/8" Diameter	12" Diameter
TOTAL WEIGHT (lbs.)	11.5	24	8.9	13.5
PRICE PER MEDALLION				

# KIT APPLIANCES



Coyote Outdoor has received the highest honor of "Platinum List" awarded by Ocean Home magazine for the design and functionality and overall use of our grill and accessory products.

"A market leader in the design, development and production of high-quality stainless steel grills and accessories, Coyote offers to homeowners the chance to create their dream outdoor kitchens."



PRODUCT	COYOTE 38" GRILL (Drop-in Unit) <i>Cambridge Exclusive!</i>	AVANTI™ STAINLESS STEEL REFRIGERATOR AND FRAME	ELKAY™ STAINLESS STEEL SINK (Drop-in Unit)	STAINLESS STEEL ACCESS DOORS <i>Cambridge Exclusive!</i>	STAINLESS STEEL BAR CENTER PACKAGE (Drop-in Unit)	COYOTE GRILL COVER FOR KIT GRILL
DESCRIPTION AND DIMENSIONS	Double-lined & roll top grill with vented handle, thermometer and 2 lights for night time grilling. 20" x 38" cooking areas with stainless steel grill grates and heat control grids. 5 cast stainless steel 75,000 BTU burners with 6 sure lite gas valves with automatic ignition. Heavy duty stainless steel rotisserie, rotisserie storage rack, warming rack and slide out grease tray. Grill is shipped as a Propane Gas (LP) Grill. For a Natural Gas (NG) Grill, specify on order accordingly.  <b>GRILL CUTOUT DIMENSIONS:</b> 38" W x 19 5/8" D x 9 1/4" H	Avanti™ upright stainless steel refrigerator with space saving flush back design. Reversible door with left or right swing. Full range temperature control, adjustable glass shelves, built in beverage can dispenser and stainless steel trim kit.  <b>DIMENSIONS:</b> 19.25" W x 33" H x 22" D  <b>REFRIGERATOR FRAME CUTOUT DIMENSIONS:</b> 20 1/2" W x 1 1/2" D x 36" H	Elkay™ Stainless steel drop in sink complete with hot and cold faucet set with long neck bar spout.  <b>Dimensions:</b> 15" L x 15" W  <b>SINK CUTOUT DIMENSIONS:</b> 14 1/4" W x 14 1/4" D x 7 5/8" H	Allow easy access to propane tank under grill and plumbing under sink. Solid Stainless Steel Handles and welded inner frame. 2 Options  <b>SINGLE DOOR DIMENSIONS:</b> 22" H x 18" W x 2" D  <b>SINGLE DOOR CUTOUT DIMENSIONS:</b> 15 3/8" W x 2" D x 19 5/8" H  <b>DOUBLE DOORS DIMENSIONS:</b> 22" H x 33" W x 2" D  <b>DOUBLE DOOR CUTOUT DIMENSIONS:</b> 30 5/8" W x 2 3/8" D x 19 1/2" H	Bar caddy complete with sink and long neck coldwater faucet, plus convenience features comprised of an ice compartment, removable cutting board, condiment holder with four compartments, speed rack, towel holder, & bottle opener.  <b>BAR CENTER CUTOUT DIMENSIONS:</b> 29" W x 21 7/8" D x 9 3/8" H	
				SINGLE	DOUBLE	38"
						DROP-IN
PRICE PER						

## COYOTEASADO COOKER

Designed for outdoor cooking enthusiasts who appreciate the flavor of charcoal grilling, the Asado Cooker from Coyote can grill, smoke or sear with ease. This grill is constructed from high grade ceramics which offer excellent heat retention, allowing you to cook at consistent temperatures for hours on end. The Asado grill offers 254 square inches of cooking area on a stainless steel grate. A dual-vent airflow system allows for precise control of cooking temperatures that can range from a smoking low, to a steak-searing high, maintaining temperatures for hours and requiring less fire tending than traditional smokers. The Coyote Asado Cooker includes an integrated thermometer, easy lifting wood handle, as well as optional stainless steel cart with heavy-duty casters with two folding wood side shelves.

### FEATURES


- 304 Stainless Steel Coyote Signature Smoking Grate™
- Heat-resistant ceramic construction
- 254 sq. in. of cooking area
- Adjustable venting to maintain precise cooking temperatures
- Smoke, sear, grill option

### ACCESSORY KIT

- Pizza Stone & Elevator
- Heat Deflector
- Beer-Can Chicken Holder
- Cooking Grate Grippers
- Waterproof Cover





### DIMENSIONS

- Overall: 22 1/4" Diameter x 34" Height
- Cutout: 22 1/2" Diameter x 17" Height







PRODUCT	ASADO COOKER DROP-IN	ASADO COOKER FREESTANDING W/ CART & SIDE SHELVES	ASADO ACCESSORY KIT
PRICE			

# OPTIONAL APPLIANCES & ACCESSORIES

COYOTE 28" GRILL		COYOTE 34" GRILL	
<b>STYLE</b> Available in Liquid Propane or Natural Gas (Custom Order Only)	Two high performance Coyote Infinity Burners™; 640 square inches of cooking area Up to 40,000 BTU of output.	Three cast high performance Coyote I-Burners™; 780 square inches of cooking area; Up to 60,000 BTU of output.	
	 	 	
	DROP-IN	WITH FREESTANDING CART	
PRICE			

COYOTE 42" GRILL WITH LED LIGHTS		COYOTE 50" HYBRID GRILL WITH LED LIGHTS	
<b>STYLE</b> Available in Liquid Propane or Natural Gas (Custom Order Only)	4 high performance Coyote Infinity Burners™; 1 infrared rear burner for rotisserie cooking; includes Rotisserie Kit; 1 Coyote RapidSear™ infrared searing burner; 1,275 square inches of cooking area; Up to 110,000 BTU of output.	<b>GAS GRILL:</b> 2 high performance Coyote I-Burners™; Interior grill lighting; Over 600 sq. inches of cooking area; Up to 40,000 BTU of output. <b>CHARCOAL GRILL:</b> Adjustable fuel tray; Over 600 square inches of cooking area; Use with charcoal or wood chips; Adjustable dampers for controlling air flow.	
	 	 	
	DROP-IN	WITH FREESTANDING CART	
PRICE			

COYOTE SLIDE-IN SIDE BURNER (LP or NG)		COYOTE COOLER	ROTISSERIE KIT		COYOTE GRILL COVER							
<b>STYLE</b> (Custom Order Only)												
			28"	34"	28"	34"	42"	50"				
	SINGLE BURNER	DOUBLE BURNER	DROP-IN	DROP-IN / CART	DROP-IN	CART	DROP-IN	CART	DROP-IN	CART	DROP-IN	CART
PRICE												



# OUTDOOR PIZZA OVEN KITS



## OLDE ENGLISH WALL PIZZA OVEN

Complete with Olde English Wallstones. Instructions in English and Spanish included. Choice of Cast Stone Surround Deluxe in Bluestone or Chestnut.

### PROFESSIONAL QUALITY CARE & COOKING PACKAGE

- 13" Rectangular pizza peel for inserting and removing your pizza
- 8" Round pizza peel (for rotating pizza; not necessary with Fully-Assembled pizza oven)
- Adjustable brush with copper bristles
- Oven rake and ash shovel
- Wall-mounted peel rack

## MAYTRX WALL PIZZA OVEN



Complete with Maytrx 6 Wallstones. Instructions in English and Spanish included. Choice of Cast Stone Surround Deluxe in Bluestone or Chestnut.

- 31"- diameter floors.
- Once the oven heats up to 800 degrees it will cook pizza in about 90 seconds.
- A decorative metal door encloses the opening when not in use.
- A "breaking in" period must be adhered to (See instructions).
- The installation of this kit requires a machine on site to set the pizza oven box.



DIMENSIONS	8' 2" H x 5' 4 1/4" W x 6' 3/4" D
TOTAL PALLETS	6
TOTAL WEIGHT (lbs.)	11,750
PRICE PER KIT	

DIMENSIONS	7' 6" H x 5' 8" W x 6' 9" D
TOTAL PALLETS	7
TOTAL WEIGHT (lbs.)	14,800
PRICE PER KIT	SPLIT FACE (Custom Order)
	RENAISSANCE (Special Order Only) <b>CALL</b>

# OUTDOOR BAR MODULE KITS


## PRE-CUT & PRE-PACKAGED OLDE ENGLISH BAR MODULE KIT

Complete with Olde English Wallstones and a top of the line 30" Bar Center package set in a polished granite countertop in a choice of Black Uba Tuba or Venetian Gold. The finished bar also features a footrest that wraps around three sides. Ready to install... absolutely NO cutting necessary. Step-by-step instructions in English and Spanish included.



## PRE-CUT & PRE-PACKAGED MAYTRX BAR MODULE KIT

This style comes complete with Maytrx Wallstones and a top of the line 30" Bar Center package set in a polished granite countertop in a choice of Black Uba Tuba or Venetian Gold. The finished bar also features a footrest that wraps around three sides. Ready to install... absolutely NO cutting necessary. Step-by-step instructions in English and Spanish included.



### STAINLESS STEEL BAR CENTER PACKAGE

- Bar Caddy complete with sink and long neck cold water faucet plus convenience features comprised of an ice compartment, removable cutting board, condiment holder with four compartments, speed rack, towel holder and bottle opener
- Refrigerator
- Cabinet access door



DIMENSIONS	7' 8" L x 3' 7" D x 3' 6" H
TOTAL PALLETS	3
TOTAL WEIGHT (lbs.)	6,100
PRICE PER KIT	Sandstone Blend (Custom)
	Bluestone Blend (Custom)

DIMENSIONS	7' 8" L x 3' 7" D x 3' 6" H
TOTAL PALLETS	5
TOTAL WEIGHT (lbs.)	8,100
PRICE PER KIT	SPLIT FACE
	RENAISSANCE (Special Order Only) <b>CALL</b>



# OUTDOOR PATIO PUB & BISTRO TABLE KITS



## PRE-PACKAGED PATIO PUB & BISTRO TABLE KITS

Choose from two styles — Olde English Wall (shown right) and Maytrx Wall (shown left). Both come with a choice of 48" x 48" square or 60" diameter round polished Granite Top in either Black Uba Tuba or Venetian Gold.

### MAYTRX WALL

Complete with one pallet of Maytrx Column Wallstones to build a 22" x 22" single pedestal for a 42" high table.

### OLDE ENGLISH WALL

Complete with 48 pieces of Olde English Wallstones to build a 20" x 20" single pedestal for a 42" high table.

2" Diameter Hole  
Pre-Drilled For  
An Umbrella  
(Not Included)

...

Seats Up To  
8 People

	OLDE ENGLISH WALL ROUND	MAYTRX WALL ROUND	OLDE ENGLISH WALL SQUARE	MAYTRX WALL SQUARE
DIMENSIONS	20" L x 20" W 42" High Table	22" L x 22" W 42" High Table	20" L x 20" W 42" High Table	22" L x 22" W 42" High Table
TOTAL PALLETS	2	2	2	2
TOTAL WEIGHT (lbs.)	1,925	2,465	1,840	2,380
STYLE		SPLIT FACE    RENAISSANCE		SPLIT FACE    RENAISSANCE
PRICE PER KIT				

# FIRE & WATER KITS

## ETERNAL FLAME

"Chill-out" with one of the "hottest" trends in backyard amenities with this long, linear, gas-burning insert that is reminiscent of those found at a favorite restaurant, lounge or lodge setting. Sold separately. Your choice...

- Build one or more into in any custom Cambridge Wall System
- Situate in an enclosure of Cambridge Wallstones as a standalone element
- Available in Natural gas or Liquid propane
- Complete drop-in fire pit insert utilizes a standing pilot with thermocouple to safely control gas flow. Flame sensing- flame blows out, gas will turn off. Spark ignition, no match required.
- Includes fully assembled stainless steel pan and stainless steel burner, control box with pilot assembly
- UL Certified, 76,000 BTU Flame



DIMENSIONS	37" x 8" PAN
WEIGHT (lbs.)	27
PRICE PER	

## EVOLUTION 360 (Special Order Only)

A true fire and water attraction for your backyard retreat. Combining the best of both worlds— the calming sound of a water feature with the lighting and warmth of a firepit.

- Made with 76 pieces of LedgeStone Radius Wall with LedgeStone Cast Stone caps
- Patent pending burner design with backflow prevention and up to 90,000 BTU flame
- Remote control with auto relight, filtration, pump and level adjustment
- Available in Natural gas or Liquid propane.

DIMENSIONS	53" Inside, 68" Outside 19" Height (Wallstone) 28" Height (Fountain)
TOTAL PALLETS	2
TOTAL WEIGHT (lbs.)	2,809
PRICE PER KIT	Bluestone Blend



# PRE-PACKAGED WATERFALL KITS

## RECTANGULAR PRE-PACKAGED WATERFALL KIT

The rectangular waterfall kit is complete with 112 pieces of Olde English Wall and a pondless waterfall. Features a 24 in. waterfall with an illuminating light. One piece 33 gallon basin with prefiltered pump chamber. Tidal Wave 2 pump and Matala filter mat. Ready to install... absolutely NO cutting necessary. Step by step instructions in English and Spanish included.

DIMENSIONS	40" H x 3' 4" D x 7' W
BASIN DIMENSIONS	20" H x 24" D x 44" W
TOTAL PALLETS	1
TOTAL WEIGHT (lbs.)	3,400
PRICE PER KIT	Bluestone Blend



## ROUND PRE-PACKAGED WATERFALL KIT

The round waterfall kit is complete with 30 pieces of Olde English Radius Wall, 61 pieces of Olde English Wall and a pondless waterfall. Features a 24 in. waterfall with an illuminating light. One piece 33 gallon basin with prefiltered pump chamber. Tidal Wave 2 pump and Matala filter mat. Ready to install... absolutely NO cutting necessary. Step by step instructions in English and Spanish included.

DIMENSIONS	40" H x 3' 5" D x 7' W
BASIN DIMENSIONS	20" H x 24" D x 44" W
TOTAL PALLETS	1
TOTAL WEIGHT (lbs.)	2,420
PRICE PER KIT	Bluestone Blend



# FOUNTAIN KIT

## WATER FEATURE WITH 3 FOUNTAINS

- Illuminated set of 3 color-changing vases in 18", 24" & 32" heights
- Can be installed into a Cambridge patio or anywhere in your landscape design
- LED light ring illuminates the 3 vases
- Complete with a 46" basin, pump, hardware and instructions

TOTAL PALLETS	1
TOTAL WEIGHT (lbs.)	200
PRICE PER KIT	

### 48 COLOR LIGHTING OPTIONS IN ONE!

Select one light color or run 16 different color changing combinations by remote control. Standard on all Waterfall & Vase Fountain Kits



# PRE-PACKAGED 4 COLUMN PERGOLA KITS

## LOW MAINTENANCE PRE-PACKAGED 4 COLUMN PERGOLA KITS

Choose from three standard sizes (16' x 16', 16' x 20' and 20' x 20') or specify any custom size to meet specific requirements of your project. Constructed of high strength fiberglass in a high quality factory-applied white finish with the appearance of painted wood without the maintenance. Includes four 10" square, 5' fiberglass Tuscan columns to be set on any Cambridge Wallstone Column (not included). 8' round columns are available as special order. Optional installation by a local professional is available. For extra shelter from the sun and rain, add an easy to connect, optional overhead canopy with durable, extruded aluminum parts (excludes purlins as shown in photograph), which includes a WeatherGuard rain layer. A choice of stylish fabrics, green or red with beige stripes and Roman pleats, carries one of the best fabric warranties in the industry!

Installation Available - See Page 27\*

SIZE	16' x 16'	16' x 20'	20' x 20'
PALLET SIZE	16' x 2' x 2'	20' x 2' x 2'	20' x 2' x 2'
TOTAL WEIGHT (lbs.)	1,000	1,200	1,600
PRICE PER KIT			
PRICE PER KIT WITH CANOPY			
PERGOLA INSTALLATION PRICE	\$1,000.00	\$1,000.00	\$1,000.00
PERGOLA & CANOPY INST. PRICE	\$1,350.00	\$1,350.00	\$1,350.00



### OPTIONAL OVERHEAD CANOPY SHOWN ABOVE

Available in 2 colors: Green with Beige Stripes & Red with Beige Stripes

# PRE-PACKAGED FAN-SHAPED PERGOLA

## PRE-PACKAGED FAN-SHAPED PERGOLA

Trapezoidal configuration presents a dramatic alternative to a rectangular pergola in a corner of your patio.


- Fits in area 13' x 13' from corner
- Choice of two or four 10" diameter fiberglass Tuscan columns & bases (columns come in base white)
- Columns can be set on any Cambridge Wallstone columns (not included)
- All components pre-cut & drilled for easy assembly

Installation Available - See Page 27\*

SIZE	9' 9" H x 9' 2 1/4" W (Back) & 18' 4 5/8" (Front)
PALLET SIZE	18' x 2' x 2'
TOTAL WEIGHT (lbs.)	1,000
PRICE PER KIT	SPECIAL ORDER ONLY - CALL FOR PRICING
INSTALLATION PRICE	CALL FOR PRICING



SHOWN LEFT: Custom Option, Two Column Fan Pergola with no horizontal cross beams.



SHOWN RIGHT: Four Column Fan Pergola

# PRE-PACKAGED PERGOLA KITS

## PRE-PACKAGED COLONNADE COLUMN PERGOLA

A custom pergola with pre-packaged convenience! You can custom order the length you need up to 20 ft. for virtually any application.

- Two or three 10" diameter fiberglass Tuscan columns & bases (columns come in base white)
- Columns can be set on any Cambridge Wallstone Column or Outdoor Living Component (not included)
- All components pre-cut & drilled for easy assembly

Installation Available - See Page 27\*



Total length of the colonnade is three feet longer than the column center to column center dimensions. Columns must be set on a concrete footing with an embedded steel angle iron.

STANDARD SIZE	9' 9" H x 8' D (Length as per order)
PALLET SIZE	CALL FOR INFORMATION
TOTAL WEIGHT	Will vary depending on length chosen.
PRICE PER KIT	SPECIAL ORDER ONLY - CALL FOR PRICING
INSTALLATION PRICE	CALL FOR PRICING

## PRE-PACKAGED KITCHEN PERGOLA KIT

Constructed of high strength fiberglass in a high quality factory-applied white finish with the appearance of painted wood without the maintenance. The Kit includes all the material and hardware required to build your Pergola with 10 in. diameter fiberglass Tuscan columns and bases. All components are pre-cut and drilled for easy assembly. Step by step instructions in English and Spanish included. Columns come in base white.

Attractively covers your entire Cambridge Pre-Packaged Olde English or MaytRx Wall Kitchen Kit, or can be used for any of your other outdoor living needs. Installation Available - See Left\*

**NOTE:** Should you purchase the Cambridge Pre-Packaged Pergola Kit for the Olde English or MaytRx Wall Kitchen Kit it must be installed at the same time. The Pre-Packaged Pergola Kit requires concrete footings and CANNOT be added afterwards.



SIZE	9' 9" H x 12' 10 1/2" W x 8' D
PALLET SIZE	14' x 2' x 2'
TOTAL WEIGHT (lbs.)	725
PRICE PER KIT	SPECIAL ORDER ONLY - CALL FOR PRICING
INSTALLATION PRICE	CALL FOR PRICING



# PRE-PACKAGED LOUVERED K-BANA

## PRE-PACKAGED LOUVERED K-BANA (Special Order)

- Aluminum Pergola with a manual louvered roof, composite floor and the option to include wall panels with adjustable louvers. The wall panels can be stationary or sliding
- Pergola is available in White Only; Composite flooring is available in White or Woodtone
- Call for pricing: Custom Configurations up to 36' x 12'; Motorized roof louver option is available



### INSTALLATION FOR LOUVERED K-BANA

"White Glove" installation and delivery by PT Supply of [A], [B] or [C] pictured at right to New Jersey or Long Island: \$1,325.00 each

Installation is also available outside of these areas: Call for pricing

Lead Time: 6 weeks

SIZE	[A] 8' x 8'	[B] 8' x 8'	[C] 8' x 20'
PALLET SIZE	4' x 2' x 8'	4' x 4' x 8'	4' x 4' x 10' (2 PALLETS)
TOTAL WEIGHT (lbs.)	825	1,030	2,124
STYLE	With manual louvered roof and composite floor	Manual louvered roof, composite floor, stationary louvered panels on the back wall and sliding louvered panels on the 2 sidewalls	Manual louvered roof, composite floor, stationary louvered panels on the back wall and sliding louvered panels on the 2 sidewalls
PRICE PER KIT			
INSTALLATION PRICE	\$1,325.00	\$1,325.00	\$1,325.00

# PRE-PACKAGED LOUVERED PERGOLA

## PRE-PACKAGED LOUVERED PERGOLA (Special Order)

- Aluminum pergola with rotating louvers and integrated LED Lighting
- Available in two standard styles: Traditional (white only) and Contemporary
- Available in two standard colors: White and Anthracite Grey

**DELIVERY NOT INCLUDED:** Cambridge will provide delivery cost at time of order. 12 week lead time.

### INSTALLATION FOR LOUVERED PERGOLA

The manufacturer requires that a professional installer be certified to install these models. How can you become certified? You will utilize PT Supply for your first installation and will be trained onsite, and then certified. Installation price is listed below.

SIZE	11 1/2' x 16 1/2' x 9'	Custom up to: 18' x 18' x 9'
PALLET SIZE	17' x 4' x 2'	VARIES
TOTAL WEIGHT (lbs.)	1,350	VARIES
STYLE	TRADITIONAL    CONTEMPORARY	VARIES
PRICE PER KIT		CALL FOR PRICING
INSTALLATION PRICE	\$2,500.00    \$2,300.00	CALL FOR PRICING



TRADITIONAL

## PERGOLA & PAVILION CURTAIN SET

### CAMBRIDGE PERGOLA & PAVILION CURTAIN SET

Machine washable and made for outdoor lifestyles, the sheer material provides four-sided, shade and UV protection as well as an obstruction against flying insects. Offered as an option for each of the Cambridge 4 Column Pergola & Pavilions Kits. Available in choice of Black or White Mesh Fabric. Packaged in 2 Cartons weighing 100 Lbs.

Installation Available - See Below\*



SIZE	16' x 16' PERGOLA	16' x 20' PERGOLA	20' x 20' PERGOLA	10' x 15' PAVILION	12' x 18' PAVILION
PRICE					

### \*INSTALLATION AVAILABLE FOR PERGOLA & PAVILION KITS!

Contractor/Customer enters contract directly with PT Supply.  
Call Peter Twaite @ (908) 797-9746

## PRE-PACKAGED PAVILION KIT

### PRE-PACKAGED PAVILION KIT

Arched beams and dental molding highlight our new pavilion design. Don't let the sun or rain cramp your outdoor living style! Perfect alone or in combination with other Cambridge kits, the Pavilion Kit from Cambridge will provide a year-round, low maintenance gathering spot that will beautify any project. This substantial and well-appointed structure is constructed of traditional building materials with all exposed surfaces using low maintenance materials. The cathedral ceiling is made of tongue and groove mahogany stained pine. The roof is asphalt shingle, hickory color. Other colors are available as special order. Shown with Curtain Set and Pergola Lights (Not Included).



Choose between two standard sizes: (10' x 15' and 12' x 18'). Includes four 5' round columns to be set on any Cambridge Column (not included). Pre-crafted components and hardware along with a complete set of drawings and construction techniques are provided to facilitate installation by your carpentry crew or take advantage of an optional local installation service.\*


SIZE	10' x 15'	12' x 18'
PRICE PER KIT		
INSTALLATION PRICE	\$2,444.00	\$3,005.00

**DELIVERY NOT INCLUDED:**  
Cambridge will provide delivery cost at time of order.  
12 week lead time.

ACCESSORIES

SUPERSAND Do not use with Stone Dust			G2 SUPERSAND Do not use with Stone Dust		G2 GATORMAXX To be used for concrete overlays and stone dust applications only.				GATOR MAXX To be used for concrete overlays and stone dust applications only.	
BAGS PER PALLET	56 of one color (sold in full pallets only). One 50 Lb. bag covers approx. 75 Sq. Ft. of pavement.									
COLOR	BEIGE	SLATE GREY	BEIGE	SLATE GREY	BEIGE	SLATE GREY	BLACK DIAMOND†	IVORY	BEIGE	SLATE GREY
PRICE - PER BAG										
PRICE - PER PALLET										

EUROSTONE BOND To be used for Belgium 5-Pc. Design Kit, Cobblestone & Natural Stone Only				GATOR AQUASTONE To be used for Permeable Pavers.		GATORDUST To be used with Natural Stone Only.	
BAGS PER PALLET	56 of one color (sold in full pallets only) – One 50 Lb. bag covers approx. 23 Sq. Ft. of pavement.						
COLOR	BEIGE	GREY	GRANITE GREY		SAHARA BEIGE	STONE GREY	
PRICE - PER BAG			Custom Order				
PRICE - PER PALLET			Custom Order				

GATOR TILE POLYMERIC SAND <small>To be used with Gator Base.</small>				GATOR NITRO SAND <small>For pedestrian use only. Do not use with concrete overlays.</small>							
BAGS PER PALLET	40 of one color (sold in full pallets only). One 35 Lb. bag covers approx. 125 Sq. Ft. of tiles.				PAILS PER PALLET	48 of one color per pallet (sold by the pail). One 40 Lb. pail covers approx. 50 Sq. Ft. of pavement.					
COLOR	BLACK DIAMOND†		GREY		COLOR	BEIGE		BLACK		GREY	
PRICE - PER BAG	Custom Order		Custom Order		PRICE - PER PAIL	Custom Order		Custom Order		Custom Order	
PRICE - PER PALLET	Custom Order		Custom Order		PRICE - PER PALLET	Custom Order		Custom Order		Custom Order	

GEOGRID&GEOTEXTILE			
TYPE & STRENGTH	ROLL SIZE	PRICE/ROLL	PRICE/CARTON
CAMBRIDGE 5-SERIES GEOGRID	100 Sq. Yds./Roll (6 Ft. W x 150 Ft. L)		
CAMBRIDGE UNIVERSAL GEOGRID (Bi-Directional) For Walls Up To 6 Ft. Only	22.2 Sq. Yds./Roll (4 Ft. W x 50 Ft. L) - 222 Sq. Yds./Carton (10 Rolls in Display Carton)*		
CAMBRIDGE GEOTEXTILE SS5 Soil Strengtheners Under Base For Pavers	37.5 Sq. Yds./Roll (12 1/2 Ft. W x 27 Ft. L) Folded - 300 Sq. Yds., (8 Rolls in Display Carton)*		

GATOR FABRIC 5 WOVEN			
DESCRIPTION	ROLL SIZE	PRICE/ROLL	PRICE/CARTON
Woven Geotextile provides stability and separation of subgrade under Pavers or Retaining Walls. (Other sizes available as a Special Order.)	4' x 100' - 9 Rolls/Carton*		
	12.5' x 432' (Custom Order)		
	6.25' x 100'		
	6.25' x 300' (Custom Order)		

GATOR GRID 30-30			
DESCRIPTION	ROLL SIZE	PRICE/ROLL	PRICE/CARTON
Biaxial Geogrid for Retaining Walls & Soil Reinforcement. (Other sizes available as a Special Order.)	4' x 50' - 15 Rolls/Carton*		
	6' x 50'		
	6' x 150'		
	12' x 150' (Custom Order)		

ALLIANCE ADHESIVES			
PRODUCT	SIZE	PRICE/CASE	PRICE/EACH
GATOR XP LOW VOC ADHESIVE*	10 Oz. Tube / Case of 12		
	28 Oz. Tube / Case of 12		
GATOR HIGH STRENGTH LOW VOC ADHESIVE*	10 Oz. Tube / Case of 12		
	28 Oz. Tube / Case of 12		

\*Sold by the Case, Box or Carton only. \*\*Sold by Pallet only. †Black Diamond covers approximately 10% less than other sand colors.



## ALLIANCE SEALERS

PRODUCT	SIZE	PRICE / CASE	PRICE / EACH
<b>GATOR SEAL NATURAL LOOK</b> (WATER BASE)	1 Gal./Case of 4 Only*		
	5 Gallon		
<b>GATOR SEAL SATIN LOOK</b> (SOLVENT BASE)	1 Gal./Case of 4 Only*		
	5 Gallon		
<b>GATOR SEAL WET LOOK</b> (SOLVENT BASE)	1 Gal./Case of 4 Only*		
	5 Gallon		
<b>GATOR SEAL RESEALER</b> (SOLVENT BASE)	1 Gal./Case of 4 Only*		
	5 Gallon		
<b>GATOR SEAL HYBRID SEALER HIGH GLOSS</b> (WATER BASE)	1 Gal./Case of 4 Only*		
	5 Gallon		
<b>GATOR SEAL HYBRID SEALER LOW GLOSS</b> (WATER BASE)	1 Gal./Case of 4 Only*		
	5 Gallon		
<b>GATOR SEAL HYBRID SEALER NO GLOSS</b> (WATER BASE)	1 Gal. / Case of 4 Only*		
	5 Gallon		
<b>GATORSEAL NATURAL STONE ZERO GLOSS &amp; COLOR ENHANCER</b> (WATER BASE)	1 Gal./Case of 4 Only*		
	5 Gallon		
<b>GATORSEAL HYBRID SEALER LOW GLOSS + COLOR ENHANCER</b> (Custom Order Only)	1 Gal./Case of 4 Only*		
	5 Gallon		
<b>GATORSEAL HYBRID SEALER HIGH GLOSS + COLOR ENHANCER</b> (Custom Order Only)	1 Gal./Case of 4 Only*		
	5 Gallon		
<b>WET CAST NATURAL LOOK FINISH, ZERO GLOSS</b> (WATER BASE) (Custom Order Only)	1 Gal./Case of 4 Only*		
	5 Gallon		
<b>WET CAST LOW GLOSS + COLOR ENHANCER</b> (SOLVENT BASE) (Custom Order Only)	1 Gal./Case of 4 Only*		
	5 Gallon		
<b>GATOR ROLLER 9"</b>	Case of 12 Only*		
<b>SOLVENT RESISTANT ROLLER 9"</b>	Case of 12 Only*		
<b>GATOR SPRAYER</b>	Case of 12 Only*		

## ALLIANCE CLEANERS

PRODUCT	SIZE	PRICE / CASE	PRICE / EACH
<b>GATOR CLEAN EFFLORESCENCE CLEANER</b>	1 Gal. / Case of 4 Only*		
	5 Gallon		
<b>GATOR PROFESSIONAL GRADE EFFLORESCENCE REMOVER</b>	5 Gallon		
<b>GATOR CLEAN OIL &amp; GREASE REMOVER XP</b>	1 Qt. / Case of 6 Only*		
<b>GATOR CLEAN RUBBER, PAINT &amp; TAR REMOVER</b>	1 Qt. / Case of 6 Only*		
<b>GATOR CLEAN SHAMPOO</b>	1 Gal. / Case of 4 Only*		
	5 Gallon		
<b>GATOR CLEAN RUST REMOVER</b>	1 Qt. / Case of 6 Only*		
<b>GATOR CLEAN SEALER STRIPPER</b>	1 Gal. / Case of 4 Only*		
	5 Gallon		
<b>GATORENE</b>	1 Gal. / Case of 4 Only*		

## ALLIANCE EDGE RESTRAINTS

PRODUCT	SIZE	PRICE / BUNDLE	PRICE / PALLET
<b>GATOR XTREME EDGE</b> Sold in Full Pallets Only (Custom Order)	50 lb. bag 56 Bags Per Pallet Covers Approx. 15 Lin. Ft. Per Bag	/Bag	
<b>GATOR RIGID EDGING</b> 24 Pcs./Bundle • 28 Bundles/Pallet	8 Lin. Ft. Per Pc. 192 Lin. Ft. Per Bundle	/Lin. Ft.	/Lin. Ft.
<b>GATOR FLEX EDGING</b> 24 Pcs./Bundle • 28 Bundles/Pallet	8 Lin. Ft. Per Pc. 192 Lin. Ft. Per Bundle	/Lin. Ft.	/Lin. Ft.
<b>GATOR TILE EDGING</b> (Custom Order) 24 Pcs./Bundle • 16 Bundles/Pallet	8 Lin. Ft. Per Pc. 192 Lin. Ft. Per Bundle	/Lin. Ft.	/Lin. Ft.

## GATOR BASE &amp; SCREWS




PRODUCT	SIZE	PRICE / PKG	PRICE
<b>GATOR BASE</b>	12 Pkgs, 10/Pkg, 57.9 SQ FT/Pkg (Custom Order)**		**
<b>GATOR SCREWS</b>	20 Pkgs/Carton, 50 Units/Pkg (Custom Order)*		*
<b>GATOR SPACERS 1/8"</b> (Custom Order)	6 Pkgs/Box, 50 Units/Pkg		*
<b>GATOR SPACERS 3/16"</b> (Custom Order)	6 Pkgs/Box, 50 Units/Pkg		*
<b>GATOR SPACERS 1/4"</b> (Custom Order)	6 Pkgs/Box, 50 Units/Pkg		*

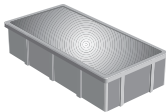


## ALLIANCE BINDERS

PRODUCT	SIZE	PRICE / CASE	PRICE / EACH
<b>GATOR ROCK BOND</b> (Binder Only)	1 Gal. / Case of 4 Only*		
<b>GATOR ROCK BOND KIT</b>	1 Qt. Binder / 40 Lbs. of Rock		
<b>GATOR STONE BOND XP</b>	5 Gallon		

\*Sold by the Case, Box or Carton only. \*\*Sold by Pallet only. †Black Diamond covers approximately 10% less than other sand colors.

# PAVER & WALL LIGHTS

	PAVER LIGHT 7-WATT	LIGHT KIT 4-WATT*	LIGHT KIT 4-WATT*	PAVER LIGHT 7-WATT	LIGHT KIT 7-WATT*	PAVER LIGHT 7-WATT	LIGHT KIT 7-WATT*
PRODUCT							
SIZE (inches)	4 x 8	8 LIGHT KIT	14 LIGHT KIT	6 x 9	6 LIGHT KIT	6 x 6	8 LIGHT KIT
NOTE	Sold By Case Only 10 Per Case	Per Box	Per Box	Sold By Case Only 10 Per Case	Per Box	Sold By Case Only 10 Per Case	Per Box
PRICE	PER CASE	PER BOX	PER BOX	PER CASE	PER BOX	PER CASE	PER BOX
PRICE - EACH							

	BC LEDGESTONE LIGHT 7-WATT	LIGHT KIT 4-WATT*	WALL LIGHT 7-WATT	WALL LIGHT KIT 7-WATT*	WALL LIGHT 7-WATT	WALL LIGHT KIT 7-WATT*
PRODUCT						
SIZE (inches)	4 1/2 x 9	14 LIGHT KIT	6 H x 8 L	4 LIGHT KIT	4 H x 12 L	4 LIGHT KIT
NOTE	Sold By Case Only 10 Per Case	Per Box	Sold By Case Only 8 Per Case	Per Box	Sold By Case Only 8 Per Case	Per Box
PRICE	PER CASE	PER BOX	PER CASE	PER BOX	PER CASE	PER BOX
PRICE - EACH						

\* **NOTE:** All kits include wire & transformer. Additional lights cannot be added to transformer supplied without increasing size or number of transformers. Refer to technical literature from manufacturer.

## LED LIGHTS ACCESSORIES

### CAMBRIDGE 5-PC. LED WALL LIGHT KIT

0.75 – 2 Watt (LED)

Remotely changes colors of five light bars in your wall design. Kit includes: five 6" color changing light bars, transformer, splitter, remote control device and stainless steel mounting brackets. Cast brass fixtures have a less conspicuous design with only a 7/8" wide and 7/8" high visible profile so you see the light, not the fixture!





SIZE (inches)	6" L x 7/8" W x 7/8" H
NOTE	PER KIT
PRICE PER KIT	










#### 48 COLOR LIGHTING OPTIONS IN ONE!

Select one light color or run 16 different color changing combinations by remote control.




**Our state-of-the-art manufacturing facilities are centrally located and have industry-leading multi-color blend capabilities.**

	CANYON LEDGE			TUSCAN FIELDSTONE		
STYLE						
AVAILABLE COLORS	Chestnut, Midnight Slate, Santa Fe			Chestnut, Midnight Slate, Santa Fe		
AVERAGE STONE DIMENSIONS	Length 8" - 22" • Height 1" - 8" Thickness 1" - 2 1/2"			Length & Height: Irregular Shapes from 5" - 17" Thickness 1" - 2"		
PRODUCT	FLATS - PALLET <small>(Full weights will fluctuate and are not exact)</small>	FLATS - HANDY PACK	CORNERS	FLATS - PALLET <small>(Full weights will fluctuate and are not exact)</small>	FLATS - HANDY PACK	CORNERS
PACKAGING	120 Sq. Ft./1,200 Lbs. <small>(Sold in Full Pallets Only)</small>	10 Sq. Ft./100 Lbs. <small>(Sold in Full Handy Packs Only)</small>	8 Lin. Ft./88 Lbs. <small>(Sold in Full Handy Packs Only)</small>	120 Sq. Ft./1,085 Lbs. <small>(Sold in Full Pallets Only)</small>	9 Sq. Ft./80 Lbs. <small>(Sold in Full Handy Packs Only)</small>	7 Lin. Ft./80 Lbs. <small>(Sold in Full Handy Packs Only)</small>
PRICING	PER SQ. FT.		PER SQ. FT.		PER SQ. FT.	
			PER LIN. FT.			PER LIN. FT.

ACCESSORIES						
	PRODUCT	COLORS	DIMENSIONS	PIECES PER BOX	PRICE PER BOX	
SMALL SOLDIER		Autumn Leaves (Complements Chestnut) Morning Mist (Complements Midnight Slate) Indian Brown (Complements Santa Fe)	Width 4" x Height 5" Thickness 1 1/2"	10 <small>(Sold by the Box Only)</small>		BOX
						PIECE
LARGE SOLDIER		Autumn Leaves (Complements Chestnut) Morning Mist (Complements Midnight Slate) Indian Brown (Complements Santa Fe)	Width 6" x Height 8" Thickness 1 1/2"	12 <small>(Sold by the Box Only)</small>		BOX
						PIECE
WATER TABLE SILL (WITH ROCK FACE)		Autumn Leaves (Complements Chestnut) Morning Mist (Complements Midnight Slate) Indian Brown (Complements Santa Fe)	Length 24" Back Height 2 7/8" Front Height 2" Reveal 2 3/4"	6 <small>(Sold by the Box Only)</small>		BOX
						PIECE
SHUTTER BLOCK		Indian Brown (Complements Santa Fe & Chestnut) Sandy Buff (Complements Midnight Slate)	Length 13" Width 2 1/2" Height 2 1/2"	4 <small>(Sold by the Box Only)</small>		BOX
						PIECE
SMALL KEYSTONE		Autumn Leaves (Complements Chestnut) Morning Mist (Complements Midnight Slate) Indian Brown (Complements Santa Fe)	Top Width 8" Bottom Width 6" Height 10" Thickness 1 1/2"	4 <small>(Sold by the Box Only)</small>		BOX
						PIECE
LARGE KEYSTONE		Autumn Leaves (Complements Chestnut) Morning Mist (Complements Midnight Slate) Indian Brown (Complements Santa Fe)	Top Width 10" Bottom Width 6" Height 13 1/2" Thickness 1 1/2"	3 <small>(Sold by the Box Only)</small>		BOX
						PIECE
FIXTURE		Autumn Leaves (Complements Chestnut) Morning Mist (Complements Midnight Slate) Indian Brown (Complements Santa Fe)	Width 8" x Height 12" Thickness 1 1/2" (4" Dia. Hole Centered)	2 <small>(Sold by the Box Only)</small>		BOX
						PIECE
RECEPTACLE		Autumn Leaves (Complements Chestnut) Morning Mist (Complements Midnight Slate) Indian Brown (Complements Santa Fe)	Width 5" x Height 8" Thickness 1 1/2" (Single Receptacle Hole)	2 <small>(Sold by the Box Only)</small>		BOX
						PIECE
DOUBLE RECEPTACLE		Autumn Leaves (Complements Chestnut) Morning Mist (Complements Midnight Slate) Indian Brown (Complements Santa Fe)	Width 8" x Height 8" Thickness 1 1/2" (Double Receptacle Hole)	2 <small>(Sold by the Box Only)</small>		BOX
						PIECE





## *Made in AMERICA*

.....

We are changing America's Landscape with Pavingstones and Wallstones! We want towns all over the United States to upgrade their sidewalks, downtown areas and municipalities with products that will outperform concrete and asphalt. We are allowing people to extend their living space beyond their four walls so that they can enjoy time with family and friends throughout the year. This is about something larger than a pretty driveway or patio. It is about an investment that makes people feel good about coming home or taking a walk in their local community. Our mission is to encourage positive change in the environments we utilize each and every day. We are proud to be a part of this change, one paver and one wallstone at a time.