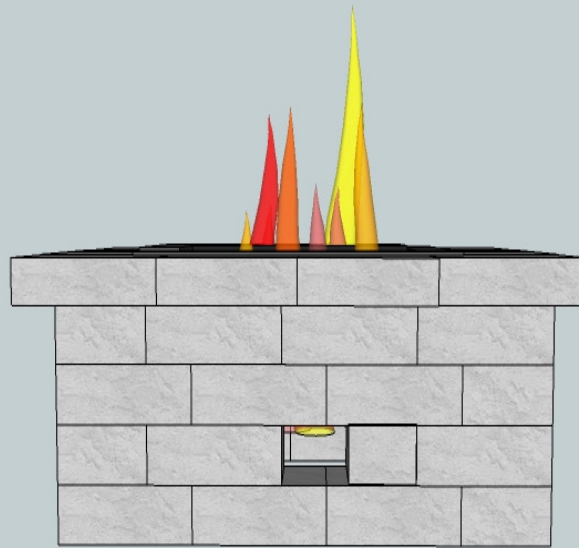


Cambridge Pre-Packaged / OE Square BBQ



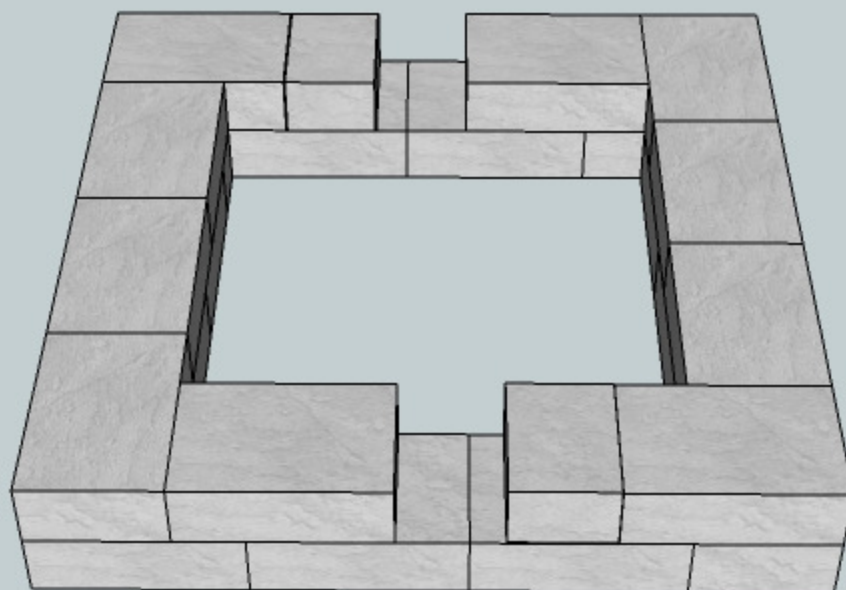
**Cambridge Pre-Cortado Kit de Mesa
para uso Afuerra de MaytRx Pared**



Layer 1:

Piece Count = (12) Olde English Wall Stones

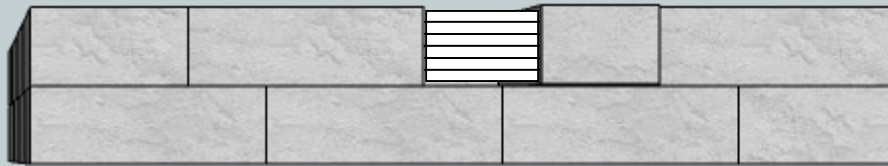
Place the OE Wall stone to create a square.



Layer 2:

**Piece Count = (10) OE Wall Stones, (2) Cut
Stones**

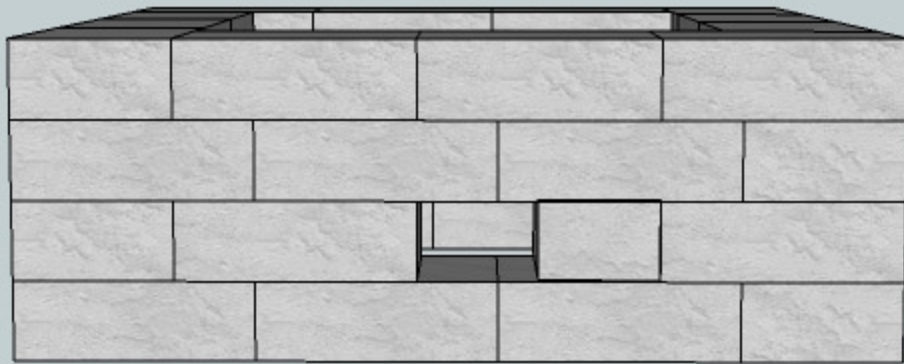
**Place the OE Wall stone to create a square with
the two cut stones leaving a gap to place the
vents.**



Layer 2A:

Piece Count = (2) Vent

**Apply glue and place vents in openings on layer
2.**



Layer 3-A: Gravel Fill

Fill center cavity with 3/4" crushed stone to the top of the 1st course. Place sheet metal halves on top of the 3rd course.



Layer 4:

Piece Count = (2) Metal Pan insert

Apply glue and place the metal Pan/Burner insert on the layer.