


CAMBRIDGE

with

ARMORTEC®





#PETSONPAVERS

BE INSPIRED BY INSTAGRAM




@GreenAcresNursery
#Bella



@StoneCreationsOfLongIsland
#Benji



@queen.of.it.all
#Bruno



@Biala_Bean
#Biala



@ChuckDCambridge
#Uzi



@mjd_masonry_design_and_build
#Louie



@RichardCherchio
#Cooper



@TriumphPavers
#Pasquale



@Ryan_CambridgePavers
#Mack



@Louie_Buttons
#LouieButtons



@Fieldscaping4Life
#Ricky #Emma #Stormi



@BrackettLC
#Scout #Jackson



@MasonScapes_
#Duke



@AnthonyGroupHardscapes
#Oden



@NewImageLandscapingNJ
#Kain



CAMBRIDGE AMERICA'S TRENDSETTER!

After an amazing vacation a lot of homeowners are overcome with that old familiar feeling of not wanting to return to “normal” everyday life. Where are the never ending water features and outdoor bars? Where are the accommodating staff members asking if they can be of any service, and replying with “my pleasure” in return? Reality sets in and the water features become a washing machine and shower, the refrigerator becomes the closest thing to a “wet bar,” and your family’s responses to your needs are generally less than accommodating. Vacation is over, and so are the lazy days filled with rest and relaxation.

It is back to business as usual. Weekdays that seem to drag on and weekends that seem to be over in the blink of an eye. Gone are the easy breezy feelings that come along with vacation. You and your family long for those days, and wonder if it is possible to recreate those feelings again without having to get on a plane or rent a hotel room.

This is when the wheels start turning in your head. How can I create a “resort-like” feeling in my own backyard? Over the years you may have visited friends’ homes and admired backyards full of pavers, fire pits, and even outdoor kitchens and bars. This is when you think to yourself, why can’t I create a space I would never want to leave, and would look forward to coming home to all year round?

Well, you can with Cambridge Pavers with ArmorTec®! Visit us online today to find an authorized distributor near you. Here you can begin your journey by looking at all of the colors, sizes, textures, and products we offer. Next, you can meet with a contractor who will be able to help your vision come to life and can even show you digital designs based on your current backyard space.

Even if you cannot execute the whole project all at once, just know that in time and with proper planning you will accomplish your end goal. Your contractor can work with you in phases that will accommodate your budget, which will make the whole process seem way less overwhelming.

Therefore, my advice to anyone who is looking to extend their living space beyond their four walls is to visit Cambridge Pavers' website. This is the first step in creating the perfect stay-cation in your very own backyard.

Thank you for considering Cambridge,


Charles H. Gamarekian
Founder / Chairman / CEO, Cambridge Pavers Inc.



Christopher S. Gamarekian
Vice-President, Cambridge Pavers Inc.

Charles Gamarekian Jr.
Vice-President, Cambridge Pavers Inc.

ARMORTEC® | SEEING IS *BELIEVING!*



CAMBRIDGE PAVER WITH ARMORTEC®*

Installed in a residential driveway in June 2006 (*photo taken January 2010*)

After many years of outstanding performance and beauty, Cambridge Pavingstones with ArmorTec® remain recognizably smooth and dense with rich color. The sustainable benefits are a result of a proven formula used in manufacturing ArmorTec® – only environmentally friendly raw materials, super fine sand granules, and cement of the highest quality.

**Shown is a Cambridge face mix pavingstone manufactured with ArmorTec® face mix installed in 2006.*



PAVINGSTONE WITHOUT ARMORTEC®†

Installed in another residential driveway in November 2006 (*photo taken Jan. 2010*)


Without ArmorTec®, the Pavingstone will look less attractive as the sand and cement wear over time. This detracts from the appearance of the surface and contributes further to their worn look.

†Shown is a Cambridge through-body pavingstone intentionally manufactured without ArmorTec® face mix installed in 2006.



CREATE YOUR PERFECT PATIO IN PHASES OVER TIME ON ANY BUDGET!

Outdoor Lifestyling™ with Cambridge Hardscape and Outdoor Living Products can create beautiful, wide open spaces and unique enclaves for family and guests who appreciate four-season enjoyment just footsteps from their back door.



Dream it. Design it. Build it. Make it your own!

Images rendered utilizing **OnlineDesignScapes**. Refer to Inside Back Cover for more information.



WITH ARMORTEC®
YOUR OUTDOOR DREAMS COME TRUE!



Need inspiration for your next outdoor project? Follow us on social media!

COLLECTIONS

SHERWOOD 8



WALL SYSTEMS 54



ROUNDTABLE 40



CAPS & COLUMNS 68



CRUSADER 46



STEPS & STAIRS 70



NATURAL STONE 48



OUTDOOR LIVING GUIDE 72





SHERWOOD

COLLECTION


ARMORTEC®














SEEING IS BELIEVING!

ARMORTEC





























SMALL SPACES
... HUGE REWARDS
in a 20x24 backyard











**This project has been sealed to achieve a wet look appearance.*









LEDGESTONE XL 3-PC. DESIGN KIT



LEDGESTONE 3-PC. DESIGN KIT



LEDGESTONE 4 1/2 X 9



XL SMOOTH 3-PC. DESIGN KIT



LEDGESTONE SMOOTH 3-PC. DESIGN KIT



LEDGESTONE SMOOTH 4 1/2 X 9



XL SMOOTH 24 X 36
Can be installed with the XL Smooth 3-Pc. Design Kit



AVAILABLE COLORS
For color availability in a selected shape, refer to the Color Selection Guide on Page 88.



BRICK ALLEY



AVAILABLE COLORS
For color availability in a selected shape, refer to the Color Selection Guide on Page 88.



BELGIUM 5-PC. DESIGN KIT




AVAILABLE COLORS
For color availability in a selected shape, refer to the Color Selection Guide on Page 88.



RIVER ROCK



AVAILABLE COLORS
For color availability in a selected shape, refer to the Color Selection Guide on Page 88.





ROUNDTABLE

COLLECTION

ARMORTEC®











ROUNDTABLE

— COLLECTION —

6 X 9



6" x 9"

AVAILABLE COLORS
For color availability in a selected shape, refer to the Color Selection Guide on Page 88.



COAL



MOCHA



ONYX



BLUESTONE BLEND




LIVESTONE QUARRY BLEND



ONYX/NATURAL



RUBY/ONYX



SAHARA/CHESTNUT



TOFFEE/ONYX





CRUSADER

COLLECTION

ARMORTEC®



LEDGESTONE CAP



19 1/8" x 19 1/8" x 12 9/16" 18 3/4" x 16 1/2" x 12 9/16" 16" x 13 3/4" x 12 9/16" 11 7/11" x 9 3/8" x 12 9/16"

AVAILABLE COLORS
For color availability in a selected shape, refer to the Color Selection Guide on Page 88.




BULLNOSE



6 x 12 Bullnose

AVAILABLE COLORS
For color availability in a selected shape, refer to the Color Selection Guide on Page 88.



12 X 24 CAP



12" x 24"

AVAILABLE COLORS
For color availability in a selected shape, refer to the Color Selection Guide on Page 88.



A large, two-story house with a stone exterior and a swimming pool at dusk. The house features a covered patio area with a spiral staircase and a balcony. The pool is surrounded by a stone wall and has a mosaic tile border. The sky is a mix of orange and blue, and the trees are lit up with warm lights.

NATURAL STONE

COLLECTION










OUTDOOR PORCELAIN TILE INDIVIDUAL SLAB


AVAILABLE COLORS Note: Shapes are meant to install randomly with no set pattern.



GREY MOUNTAIN



SILVER LAKE




WHITE MOUNTAIN

SLAB SIZES

- 23 5/8" wide, 23 5/8" deep, 3/4" thick

ITALIAN BELLA BLUESTONE TREADS / INDIVIDUAL SLABS

AVAILABLE COLOR Note: Shapes are meant to install randomly with no set pattern. Top and one long side have a thermal finish.



ITALIAN BLUESTONE


SLAB SIZES

- 11 1/2" wide, 23 1/2" deep, 1" thick
- 23 1/2" wide, 23 1/2" deep, 1" thick
- 23 1/2" wide, 35 1/2" deep, 1" thick

TREAD SIZES

- 12" wide, 48" deep, 2" thick
- 12" wide, 60" deep, 2" thick
- 12" wide, 72" deep, 2" thick





NATURAL STONE STEPPING STONES

6 varying shapes in the following size: 18" x 24" x 1 1/4"



AVAILABLE COLORS For more information on our Natural Stone products, refer to Page 119.



BUFF



CUMBERLAND GOLD




CUMBERLAND GREY

Due to current supply chain constraints and extended lead times, the Natural Stone Collection is available as Special Order Only.

NATURAL STONE COLLECTION

NATURAL STONE 7-PC. PATTERN DESIGN KIT

Note: Shapes are meant to install randomly with no set pattern.



23 1/2" x 35 1/2"

23 1/2" x 23 1/2"

17 1/2" x 23 1/2"


17 1/2" x 17 1/2"

11 1/2" x 23 1/2"

11 1/2" x 17 1/2"

11 1/2" x 11 1/2"

AVAILABLE COLORS & THICKNESS Note: Cumberland Grey has a cleft finish and Cumberland Brown & Hampton Brown have a thermal finish.



CUMBERLAND BROWN
1 1/4" Thick



CUMBERLAND GREY
1" Thick



HAMPTON BROWN
1" Thick



RAINBOW
1" Thick

NATURAL STONE SLABS SOLD INDIVIDUALLY

Note: Shapes are meant to install randomly with no set pattern.



23 1/2" x 35 1/2"

23 1/2" x 23 1/2"

11 1/2" x 23 1/2"

AVAILABLE COLORS & THICKNESS Note: Cumberland Grey has a cleft finish and Cumberland Blue & Cumberland Brown have a thermal finish.



CUMBERLAND BLUE
1" Thick



CUMBERLAND BROWN
1 1/4" Thick



CUMBERLAND GREY
1" Thick

TRAVERTINE 4-PC. FRENCH PATTERN DESIGN KIT



16" x 24"

16" x 16"


8" x 16"

8" x 8"


AVAILABLE COLORS & THICKNESS



BLUE MARBLE
1 1/4" Thick (Sandblasted)



SILVER
1 1/4" Thick



WALNUT
1 1/4" Thick

TRAVERTINE BULLNOSE TREAD



24" wide x 12" deep x 2" thick

FLAT COLUMN CAP / TREAD / STEPS

AVAILABLE COLORS




BLACKBURN



CUMBERLAND BLUE
(Caps & Treads Only)



CUMBERLAND BROWN



CUMBERLAND GREY
1 1/4" Thick



HAMPTON BROWN



MOCHA
(Caps & Treads Only)



RAINBOW
(Caps & Treads Only)

A FLAT COLUMN CAP SIZES

(Rock Face Only)

- 24" x 24" • 2" thick
- 26" x 26" • 2" thick

B TREAD SIZES

(3 Side Rock Face Only)

- 48" wide, 12" deep, 2" thick
- 60" wide, 12" deep, 2" thick
- 72" wide, 12" deep, 2" thick

C STEP SIZES

(3 Side Rock Face Only)

- 48" wide, 16" deep, 6" thick
- 72" wide, 16" deep, 6" thick



MAYTRX


WALL SYSTEM™











MAYTRX® DOUBLE-SIDED WALLSTONES

MaytRx 6 (All 6" High x 10" Deep)



Front Face:
10" Long
Rear Face:
12" Long



Front Face:
6" Long
Rear Face:
10" Long



Front Face:
8" Long
Rear Face:
4" Long



Front Face:
10" Long
Rear Face:
8" Long

AVAILABLE COLORS
Color availability will vary between MaytRx®, Omega, Pyzique® & Sigma™, refer to the Color Selection Guide on Page 89.


PYZIQUE® DOUBLE-SIDED WALLSTONES

Create the wall, corner and cap all with one wallstone. Pre-Packaged Round Barbeque and Fire Pit Kits are also offered. Pyzique is available in Split Face only.



Pyzique


4" High x 9" Deep
Front Face:
11" Long
Rear Face:
7" Long




LIMESTONE QUARRY BLEND



ONYX/NATURAL




SAHARA/CHESTNUT



SAHARA/CHESTNUT LITE



TOFFEE/ONYX



TOFFEE/ONYX LITE

GARDEN WALL

Create the wall, corner and cap all with one wallstone. Pre-Packaged Round Barbeque and Fire Pit Kits are also offered. Garden Wall is Split Face and available in 2 colors.



Garden Wall

4" High x 8" Deep
Front Face:
11 1/2" Long
Rear Face:
7 3/4" Long



OLDE ENGLISH

WALL SYSTEM™







Olde English Wall

SAHARA/CHESTNUT LITE



OLDE ENGLISH WALL™



4" High x 8" Deep x 12" Long

NON-TUMBLED OLDE ENGLISH WALL™ 4 X 8 X 12



4" High x 8" Deep x 12" Long

AVAILABLE COLORS

For color availability in a selected shape, refer to the Color Selection Guide on Page 89.




LIMESTONE QUARRY BLEND



ONYX/NATURAL




SAHARA/CHESTNUT



SAHARA/CHESTNUT LITE



TOFFEE/ONYX



TOFFEE/ONYX LITE

An aerial view of a backyard featuring a large, irregularly shaped swimming pool with a light blue tiled interior. The pool is surrounded by a curved, multi-tiered retaining wall made of light-colored stone blocks. The wall separates the pool area from a lush garden filled with various green plants and flowers. A paved patio area with a circular design is adjacent to the pool, containing a small table with four chairs and a lounge chair. A slide is visible on the right side of the pool. The overall scene is bright and sunny, with shadows cast across the patio and garden.

SIGMA

WALL SYSTEM™





SIGMA™ WALLSTONES



Sigma 8 Split Face
8" High x 12" Deep x 18" Long



Sigma 8 Corner Split Face
8" High

AVAILABLE COLORS
For color availability in a selected shape, refer to the Color Selection Guide on Page 89.



LIMESTONE QUARRY BLEND



ONYX/NATURAL



SAHARA/CHESTNUT



TOFFEE/ONYX



CAMBRIDGE EDGESTONE

8" x 6" x 2 3/8"



For color availability in a selected shape, refer to the Color Selection Guide on Page 89.

CAMBRIDGE CURBSTONE

9" x 8" x 3 1/2"



BELGIUM CURBSTONE

8" x 4" x 10"





CAPS & COLUMNS

COLLECTION

CAST STONE COLUMN CAPS

Caps are available in two dimensions: 24" x 24" or 26" x 26", in Bluestone and Chestnut.



CAST STONE FLAT COLUMN CAP
• Chestnut shown on Olde English Column Sahara/Chestnut




CAST STONE PYRAMID COLUMN CAP
• Bluestone shown on Pre-Packaged Column Kit Split Face Toffee/Onyx



CAST STONE LIGHT COLUMN CAP
• With flat surface on peak for fixture
• Chestnut shown on Olde English Column Sahara/Chestnut

PRE-PACKAGED COLUMN MAILBOX KITS

Includes a corrosion-proof fiberglass box with a powder-coated, forged metal door in an antique bronze finish. Complete with wallstones. Choose MaytRx 6 Split Face or Olde English Wall. No cutting necessary. Caps are not included.



Olde English Column Mailbox Kit
Toffee/Onyx shown




MaytRx Column Mailbox Kit
Split Face Toffee/Onyx shown

AVAILABLE CAP COLORS



CHESTNUT



BLUESTONE

FULLY-ASSEMBLED GRAND COLUMN

Made of Olde English Wall with insets of Cambridge 4 x 8 Holland Pavingstones from the KingsCourt Collection. Available in two sizes: Large (32" x 32", 56" high) or Extra Large (42" x 42", 68" high). Shown in Extra Large with optional Column Mailbox insert.



COLOR COMBINATION SHOWN:
Sahara/Chestnut with Chestnut inset, trim and cap.
ALTERNATE COLOR COMBINATION OPTION:
Toffee/Onyx Olde English Wall, Onyx inset, Bluestone Bullnose & Cap

PRE-PACKAGED COLUMN KIT CAP & HAT™

This unique product group offers two choices to add the finishing touch to a column. A finished cap with or without a second hat dimension (i.e. "Cap & Hat"). Available in Split Face only. Shown in Split Face Sahara/Chestnut.



PRE-PACKAGED COLUMN KIT

Each kit is conveniently pre-packaged with the required number (36) of Cambridge 6" column Wallstones to build one 22" x 22" column, 4 feet high above ground with one course buried. Cast Stone Cap not included. To add an electrical fixture, a 6" cavity is left in the center of the column for wiring. Shown in Split Face Onyx/Natural.



GARDEN GATE KIT

Specially designed for exterior use, this stylish solid mahogany door and frame are oiled and ready to install. It can also be stained or finished for your choice of final effect. A dead bolt provides security.





STEPS & STAIRS

COLLECTION



CAST STONE STEPS



Shown in Bluestone

- AVAILABLE
COLORS
- CHESTNUT
 - BLUESTONE



48" Wide
16" Deep
6" Thick



72" Wide
16" Deep
6" Thick

CAST STONE PALISADES 4-PC. STEP SET



Shown in Boulder Blend

- AVAILABLE
COLORS
- CHESTNUT
 - BLUESTONE
 - BOULDER BLEND

STEPPING STONES

All 2" thick. Sizes of the 6 pieces vary from 15" x 21 1/2" to 17" x 23 1/2" (Outside Dimensions)



Shown in Bluestone

- AVAILABLE
COLORS
- CHESTNUT
 - BLUESTONE
 - BOULDER BLEND



OUTDOOR LIVING

GUIDE

FULLY-ASSEMBLED WOOD-BURNING
OUTDOOR FIREPLACES


FIREPLACES

OLDE ENGLISH

- A**
- Shown with optional Waterfall/Firewood Box Combination Extensions
 - Shown in Olde English Wall Toffee/Onyx with Bluestone Bullnose trim, Diamond-Shaped Cast Stone accent and genuine granite tiles on 4-sides in Black Uba Tuba
 - 8' 5 1/2" high, 4' 11 7/8" wide, 4' 7 7/8" deep

ALTERNATIVE CHOICE FOR COLOR COMBINATION:

- Sahara/Chestnut Olde English Wall
- Chestnut Bullnose Trim & Diamond-Shaped Cast Stone accent
- Venetian Gold granite tiles
- Limestone Quarry Blend Olde English Wall
- Coal Bullnose Trim & Diamond-Shaped Cast Stone accent
- Black Uba Tuba granite tiles



OPTIONAL FIREWOOD
BOX EXTENSION
(Right & left side sold separately)

- Genuine granite tiles on three sides, shown in Venetian Gold
- Shown in Olde English Wall Sahara/Chestnut with Cambridge Bullnose Trim Chestnut
- 38 1/2" high, 34" wide, 36" deep

CANYON LEDGE

- B**
- Shown in Stone Veneer Canyon Ledge Santa Fe and Ledgestone Wall Sahara/Chestnut with Bullnose trim Chestnut and optional Firewood Box Extensions
 - 8' 5 1/2" high, 4' 11 7/8" wide, 4' 7 7/8" deep

ALTERNATIVE CHOICE FOR COLOR COMBINATION:

- Stone Veneer Canyon Ledge Midnight Slate & Ledgestone Wall Toffee/Onyx
- Bluestone Cambridge Bullnose trim




THE BERKSHIRE FULLY-ASSEMBLED WOOD-BURNING OUTDOOR FIREPLACE

- C**
- Made with Olde English Wall and Olde English Pavingstones in Toffee/Onyx with details of contrasting Brandywine Brick Alley Pavers
 - 8' 2 1/2" high, 4' 1/2" wide, 3' 8" deep
 - Shown with optional Firewood Box Extensions - Dimensions: 35" high x 29 3/4" wide x 37" deep


ALTERNATIVE CHOICE FOR COLOR COMBINATION:

- Limestone Quarry Blend Olde English Wall
- Contrasting Coal Brick Alley Pavers

AVAILABLE GRANITE COLORS*



BLACK UBA TUBA



VENETIAN GOLD

AVAILABLE ACCENT MEDALLIONS (OPTIONAL)




CHESTNUT



BLUESTONE



*Available on Olde English Fully-Assembled Fireplaces only.



READY TO USE THE SAME DAY

All Cambridge Fully-Assembled Kits are delivered to your home and can be put together the same day onto a poured concrete pad depending on project conditions.

FIREPLACES



PRE-PACKAGED OLDE ENGLISH PAVER OUTDOOR FIREPLACE KITS

- Made with Olde English Pavers
- 7' 4" high, 4' 10" wide, 4' 1/4" deep
- 36" Firebox

- A** Shown in Onyx/Natural with Cast Stone Surround Deluxe Bluestone
- B** Shown in Toffee/Onyx



Optional **Firewood Box Extension Kit**
• 31" high, 40" wide, 36" deep



Optional **Natural Gas Insert**
• 18" wide

PRE-CUT & PRE-PACKAGED MAYTRX WALL OUTDOOR FIREPLACE KITS

- Made with MaytrX Wallstones
- 8' 5" high, 5' 1 1/2" wide, 4' deep
- 36" Firebox
- Available in Split Face only

- C** Shown in Toffee/Onyx with Cast Stone Surround Deluxe Bluestone
- D** Shown in Toffee/Onyx



Optional **Firewood Box Extension Kit**
• 36" high, 44" wide, 38" deep



Optional **Natural Gas Insert**
• 18" wide

PRE-CUT & PRE-PACKAGED OLDE ENGLISH WALL OUTDOOR FIREPLACE KITS

- Made with Olde English Wallstones
- 9' high, 6' 8" wide, 4' 4" deep
- Larger 41" Firebox

- E** Shown in Toffee/Onyx with Cast Stone Surround Deluxe Bluestone
- F** Shown in Sahara/Chestnut



Optional **Firewood Box Extension Kit**
• 36" high, 44" wide, 32" deep




Optional **Natural Gas Insert**
• 24" wide

AVAILABLE SURROUND COLORS



CHESTNUT




BLUESTONE

AVAILABLE ACCENT MEDALLIONS



CHESTNUT



BLUESTONE

OUTDOOR GRILL ISLANDS

FULLY-ASSEMBLED STONE VENEER GRILL ISLAND

- Made with Cambridge Stone Veneer Canyon Ledge with LedgeStone Wallstone base
- 6' 3 1/4" long, 3' deep, 3' 2" high
- Shown in Stone Veneer Canyon Ledge Santa Fe with granite countertop Venetian Gold
- Corner Column Lights shown (not included)

ALTERNATIVE CHOICE FOR COLOR COMBINATION:

- Stone Veneer Canyon Ledge Midnight Slate with Black Uba Tuba Granite Countertop

FULLY-ASSEMBLED OLDE ENGLISH WALL OUTDOOR GRILL ISLAND

- Made with Olde English Wall
- Genuine granite tiles on 4 sides, shown in Venetian Gold
- 6' 3 1/4" long, 3' deep, 3' 2" high
- Shown in Sahara/Chestnut with granite countertop Venetian Gold

ALTERNATIVE CHOICE FOR COLOR COMBINATION:

- Toffee/Onyx Olde English Wall
- Limestone Quarry Blend Olde English Wall
- Black Uba Tuba granite countertop and tiles
- Black Uba Tuba granite countertop and tiles

PRE-CUT & PRE-PACKAGED LEDGESTONE WALL GRILL MODULE KIT

- Made with LedgeStone Wallstones
- 6' 3" long, 3' deep, 3' 6" high
- Shown in Sahara/Chestnut with granite countertop Venetian Gold

PRE-CUT & PRE-PACKAGED OLDE ENGLISH WALL GRILL MODULE KIT

- Made with Olde English Wall
- 6' 3" long, 3' deep, 3' 6" high
- Shown in Sahara/Chestnut with granite countertop Venetian Gold


PRE-CUT & PRE-PACKAGED MAYTRX WALL GRILL MODULE KIT

- Made with MaytRx Wallstones
- Available in Split Face only
- 6' 3" long, 3' deep, 3' 6" high
- Shown in Toffee/Onyx with granite countertop Black Uba Tuba

AVAILABLE GRANITE COLORS



BLACK UBA TUBA



VENETIAN GOLD




STAINLESS STEEL APPLIANCE PACKAGE

- Grill (38" wide x 20" deep)
- 5 Burners with 75,000 BTU
- Auto Ignition
- 2 Lights for Nighttime Cooking
- Built-in Thermometer
- Rotisserie
- Warming Rack
- Slide Out Grease Tray
- Cabinet Access Doors

GRILL ISLANDS



KITCHENS



FULLY-ASSEMBLED KITCHENS

FULLY-ASSEMBLED STONE VENEER KITCHEN

- Made with Stone Veneer Canyon Ledge with LedgeStone Wallstone base
- “L” Shape, “U” Shape or Straight; you can arrange the components to create the kitchen of your dreams
- Stainless Steel Appliance Package
- Cambridge fully-assembled patio planner is available on our website to help you design your dream kitchen!
- Short side: 7' 6 3/4" • Long side: 14' 9 1/4" • Both: 3' deep (as shown)
- Shown in Stone Veneer Canyon Ledge Midnight Slate “L” Shape with granite countertop Black Uba Tuba

ALTERNATIVE CHOICE FOR COLOR COMBINATION:

- Santa Fe Canyon Ledge with granite countertop Venetian Gold

FULLY-ASSEMBLED OLDE ENGLISH WALL KITCHEN

- Made with Olde English Wall
- “L” Shape, “U” Shape or Straight; you can arrange the components to create the kitchen of your dreams
- Stainless Steel Appliance Package
- Genuine granite tiles on 4 sides, shown in Black Uba Tuba
- Cambridge fully-assembled patio planner is available on our website to help you design your dream kitchen!
- Short side: 7' 6 3/4" • Long side: 14' 9 1/4" • Both: 3' deep (as shown)
- Shown in Toffee/Onyx L” Shape with granite countertop Black Uba Tuba

ALTERNATIVE CHOICE FOR COLOR COMBINATION:

- Sahara/Chestnut Olde English Wall
- Venetian Gold granite tiles and countertop


ALTERNATIVE CHOICE FOR COLOR COMBINATION:

- Limestone Quarry Blend Olde English Wall
- Black Uba Tuba granite countertop and tiles


PRE-CUT & PRE-PACKAGED MAYTRX WALL KITCHEN KIT

- Made with MaytRx 6 Wall
- Available in Split Face only
- Kitchens are designed as a left side “L” shape
- A right side “L” shape is also available as a Special Order
- Stainless Steel Appliance Package
- Short side: 6' 4" • Long side: 12' • Both: 3' deep
- Shown in Sahara/Chestnut with granite countertop Venetian Gold

AVAILABLE GRANITE COLORS



BLACK UBA TUBA



VENETIAN GOLD

SEE AVAILABLE COLOR COMBINATIONS FOR CAMBRIDGE OUTDOOR KITCHENS ON PAGE 87

PRE-CUT & PRE-PACKAGED KITCHEN KITS

KITCHENS

PRE-CUT & PRE-PACKAGED OLDE ENGLISH WALL KITCHEN KIT

- D**
 - Made with Olde English Wall
 - Kitchens are designed as a left side “L” shape
 - A right side “L” shape is also available as a Special Order
 - Stainless Steel Appliance Package
 - Short side: 6' 4" • Long side: 12' • Both: 3' deep
 - Shown in Onyx/Natural with granite countertop Black Uba Tuba
- E**
 - Alternate Asado Cooker option available
 - Shown in Toffee/Onyx with granite countertop Black Uba Tuba



ASADO COOKER

- F** **FEATURES**
 - 304 Stainless Steel Coyote Signature Smoking Grate™
 - Heat-resistant ceramic construction
 - 254 sq. in. of cooking area
 - Adjustable venting to maintain precise cooking temperatures
 - Smoke, sear, grill option

ACCESSORIES

- Cart with side shelves
- Pizza Stone & Elevator
- Heat Deflector
- Beer-Can Chicken Holder
- Cooking Grate Grippers
- Waterproof Cover

DIMENSIONS

- Overall: 22 1/4" Diameter x 34" Height
- Cutout: 22 1/2" Diameter x 17" Height



PIZZA OVENS



FULLY-ASSEMBLED OUTDOOR PIZZA OVEN

STONE VENEER & OLDE ENGLISH PIZZA OVENS

- Firebrick-lined wood-burning chamber
- A floor containing a special cooking stone eliminates the need to rotate the pizza while it's cooking
- Vented damper adjusts air flow for temperature control
- Stainless Steel Chimney Liner, Termination Cap and Spark Screen
- Professional Quality Care & Cooking Package
- Temperature gauge & drop-down doors with heat dissipating, stainless steel handles
- 7' 8" high, 4' 11 1/2" wide, 3' 7 3/4" deep

A STONE VENEER PIZZA OVEN

- Shown in Santa Fe Canyon Ledge; Bullnose Chestnut trim; LedgeStone Wallstone Sahara/Chestnut

ALTERNATIVE CHOICE FOR COLOR COMBINATION:

- Midnight Slate Canyon Ledge
- Bluestone Bullnose trim
- LedgeStone Wallstone Toffee/Onyx

B OLDE ENGLISH PIZZA OVEN

- Shown in Olde English Wall Toffee/Onyx; Bullnose Bluestone Blend trim; genuine granite tiles Black Uba Tuba

ALTERNATIVE CHOICE FOR COLOR COMBINATION:

- Sahara/Chestnut Olde English Wall
- Chestnut Bullnose trim
- Venetian Gold granite tiles

ALTERNATIVE CHOICE FOR COLOR COMBINATION:

- Limestone Quarry Blend Olde English Wall
- Coal Bullnose Trim
- Black Uba Tuba granite tiles

PROFESSIONAL QUALITY CARE & COOKING PACKAGE

- 13" rectangular pizza peel for inserting and removing your pizza
- 8" round pizza peel (for rotating pizza; not necessary with Fully-Assembled Pizza Oven)
- Adjustable brush with copper bristles
- Oven rake
- Oven ash shovel
- Wall-mounted peel rack


PRE-CUT & PRE-PACKAGED OUTDOOR PIZZA OVEN KITS

OLDE ENGLISH WALL PIZZA OVEN


- Made with Olde English Wallstones
- Cast Stone Surround Deluxe Bluestone
- 31" diameter floors lined with professional-grade cooking tiles
- Oven heats-up to 950 degrees
- Professional quality Care & Cooking Package
- 8' 2" high, 5' 4 1/4" wide, 6' 3/4" deep
- Shown in Toffee/Onyx

SEE AVAILABLE COLOR COMBINATIONS FOR CAMBRIDGE OUTDOOR PIZZA OVENS ON PAGE 87

AVAILABLE GRANITE COLORS



BLACK UBA TUBA




VENETIAN GOLD

AVAILABLE CAST STONE COLORS



CHESTNUT



BLUESTONE

MAYTRX WALL PIZZA OVEN

- Made with MaytrX 6 Wallstones
- Cast Stone Surround Deluxe Chestnut
- 31" diameter floors lined with professional-grade cooking tiles
- Oven heats-up to 950 degrees
- Professional quality Care & Cooking Package
- Available in Split Face only
- 7' 6" high, 5' 8" wide, 6' 9" deep
- Shown in Sahara/Chestnut

BAR MODULE KITS

PRE-CUT & PRE-PACKAGED OLDE ENGLISH BAR MODULE KIT

- E** • Made with Olde English Wallstones
- 30" Bar Center Package
- Footrest that wraps around three sides
- 7' 8" long, 3' 7" deep, 3' 6" high
- Shown in Toffee/Onyx with granite countertop Black Uba Tuba

PRE-CUT & PRE-PACKAGED MAYTRX BAR MODULE KIT

- F** • Made with MaytRx 6 Wallstones (Corner Column Lights not included)
- Available in Split Face only
- 30" Bar Center Package
- Footrest that wraps around three sides
- 7' 8" long, 3' 7" deep, 3' 6" high
- Shown in Sahara/Chestnut with granite countertop Venetian Gold

STAINLESS STEEL BAR CENTER PACKAGE

- Bar Caddy complete with sink and long neck cold water faucet plus convenience features comprised of an ice compartment, removable cutting board, condiment holder with four compartments, speed rack, towel holder and bottle opener
- Refrigerator
- Cabinet access door



PATIO PUB & BISTRO TABLE KITS

PRE-PACKAGED MAYTRX PATIO PUB & BISTRO TABLE KIT




- G** • Made with MaytRx 6 Wallstones; available in Split Face only
- 22" x 22" single pedestal for a 42" high table
- 2" diameter hole pre-drilled for an umbrella (not included)
- Available in round (60" diameter) or square (48" x 48"); seats up to 8 people
- Shown in Sahara/Chestnut with round granite top Venetian Gold

PRE-PACKAGED OLDE ENGLISH PATIO PUB & BISTRO TABLE KIT

- H** • Made with Olde English Wallstones
- 20" x 20" single pedestal for a 42" high table
- 2" diameter hole pre-drilled for an umbrella (not included)
- Available in round (60" diameter) or square (48" x 48"); seats up to 8 people
- Shown in Toffee/Onyx with square granite top in Uba Tuba



FIRE PITS



GAS-BURNING FIRE PITS & FIRE TABLES

PRE-PACKAGED OLDE ENGLISH SQUARE GAS FIRE PIT KIT

- A** • Natural gas (Liquid propane conversion kit available)
- 90K BTU, 18" Penta Burner produces even flame in flower-like pattern
- 23" inside dimension, 48" outside dimension; 19" high
- Shown in Toffee/Onyx

PRE-PACKAGED OLDE ENGLISH ROUND GAS FIRE PIT KIT

- B** • Natural gas (Liquid propane conversion kit available)
- 150K BTU, 24" Penta Burner produces even flame in flower-like pattern
- 32" inside diameter, 48" outside diameter, 16" high
- Shown in Sahara/Chestnut with Granite Ring Venetian Gold

PRE-PACKAGED PYZIQUE ROUND GAS FIRE PIT KIT

- Natural gas (Liquid propane conversion kit available)
- 150K BTU, 24" Penta Burner produces even flame in flower-like pattern
- 32" inside diameter, 50" outside diameter, 16" high
- C** • Shown in Split Face Onyx/Natural
- D** • Shown in Split Face Sahara/Chestnut with Bullnose Ring Chestnut

PRE-PACKAGED GARDEN WALL ROUND GAS FIREPIT KIT

- E** • Natural gas (Liquid propane conversion kit available)
- 150K BTU, 24" Penta Burner produces even flame in flower-like pattern
- 32" inside diameter, 48" outside diameter, 16" high
- Shown in Split Face Limestone Quarry Blend with Cast Stone Ring Bluestone

FULLY-ASSEMBLED GAS FIRE TABLE

- F** • Bullnose footrest
- 60" diameter table ring in choice of Black Uba Tuba or Venetian Gold Granite
- Natural Gas (Liquid propane conversion kit available)
- 150K BTU, 24" Penta burner produces even flame in flower-like pattern
- Includes lava rocks (glass fire beads optional - 60 lbs. required)
- 32" inside Diameter, 60" outside diameter, 29" high
- Available in Toffee/Onyx w/ Granite Table Ring Black Uba Tuba & Bullnose Footrest Bluestone Blend
- Shown in Sahara/Chestnut with Granite Table Ring Venetian Gold & Bullnose Footrest Chestnut

CHOOSE AN OPTIONAL RING KIT FOR YOUR FIRE PIT

Designed for Olde English, Garden Wall and Pyzique Round Fire Pits available in:

- Cast Stone (3 pieces; 3" thick) - Bluestone or Chestnut
- Granite (2 pieces; 1 1/2" thick) - Black Uba Tuba or Venetian Gold
- Bullnose (4 pieces; 2 3/4" thick) - Bluestone or Chestnut

Cast Stone, Granite or Bullnose Ring has to be purchased and installed at the same time as the fire pit because of different installation requirements for these products (firebrick & heat sensitive mortar).



CAMBRIDGE GLASS FIRE BEADS

(Optional Glass Fire Beads needed: 60 lbs. - Round Fire Pits / 50 lbs. - Square Fire Pits)

Note: Do not cover natural gas burner completely with glass fire beads to ensure your unit will burn properly.

AVAILABLE GLASS FIRE BEAD COLORS



DIAMOND



SAPPHIRE BLUE



EMERALD

WOOD-BURNING FIRE PITS

PRE-PACKAGED OLDE ENGLISH SQUARE FIRE PIT KIT

- G** • Optional Grate Insert turns Fire Pit into BBQ
- 23" inside dimension, 48" outside dimension, 19" high
- Shown in Toffee/Onyx with optional Barbeque & Fire Pit Spark Screen

PRE-PACKAGED OLDE ENGLISH ROUND BARBEQUE & FIRE PIT KIT

- H** • The metal ring insert has dual opposing cooking grates to turn the firepit into a BBQ*
- 32" inside diameter, 48" outside diameter, 16" high
- Shown in Onyx/Natural

PRE-PACKAGED MAYTRX SQUARE FIRE PIT KIT

- I** • Optional Grate Insert turns Fire Pit into BBQ
- 23" inside dimension, 44" outside dimension, 21" high
- Shown in Split Face Toffee/Onyx with optional Grate Insert and Barbeque & Fire Pit Spark Screen

PRE-PACKAGED PYZIQUE ROUND BARBEQUE & FIRE PIT KIT

- J** • The metal ring insert has dual opposing cooking grates to turn the firepit into a BBQ*
- 32" inside diameter, 50" outside diameter, 16" high
- Shown in Split Face Sahara/Chestnut with optional Barbeque & Fire Pit Spark Screen

PRE-PACKAGED LEDGESTONE ROUND BARBEQUE & FIRE PIT KIT

- K** • The metal ring insert has dual opposing cooking grates to turn the firepit into a BBQ*
- 32" inside diameter, 50" outside diameter, 16" high
- Shown in Onyx/Natural with optional Barbeque & Fire Pit Spark Screen

PRE-PACKAGED GARDEN WALL ROUND BARBEQUE & FIRE PIT KIT

- L** • The metal ring insert has dual opposing cooking grates to turn the firepit into a BBQ*
- 32" inside diameter, 48" outside diameter, 16" high
- Shown in Split Face Limestone Quarry Blend

**Fire pit grates are designed to cantilever over the fire for cooking. Installation instructions included.*


CAMBRIDGE BARBEQUE & FIRE PIT SPARK SCREEN

This optional stainless steel screen is durable and hinged for easy access to the fire and offers protection from flying embers. Fits onto all square and round barbeque & fire pits.

CAMBRIDGE BARBEQUE & FIRE PIT COVER

This optional galvanized steel cover prevents dirt and debris from entering the fire pit when not in use. Fits onto all Square and Round Barbeque & Fire Pits.

Note: An open fire will damage the Spark Screen. It has been specifically designed and engineered for containing sparks and embers only.



THE BOUTIQUE COLLECTION



MINI FULLY-ASSEMBLED OLDE ENGLISH FIREPLACE

- A**
- Shown in Olde English Wall Toffee/Onyx
 - Bullnose Bluestone Blend trim; Black Uba Tuba granite tiles
 - 8' 3" high, 3' 4" wide x 3' 10 1/4" deep

ALTERNATIVE CHOICE FOR COLOR COMBINATION:

- Olde English Wall Sahara/Chestnut
- Bullnose Chestnut trim; Venetian Gold granite tiles

- B**
- ALTERNATIVE CHOICE FOR COLOR COMBINATION:
- Limestone Quarry Blend Olde English Wall
 - Contrasting Brick Alley Pavers in Coal

MINI FULLY-ASSEMBLED CANYON LEDGE FIREPLACE

- C**
- Shown in Canyon Ledge Santa Fe
 - Bullnose Chestnut trim
 - Ledgestone Wallstone Sahara/Chestnut
 - 8' 3" high, 3' 4" wide x 3' 10 1/4" deep

ALTERNATIVE CHOICE FOR COLOR COMBINATION:

- Canyon Ledge Midnight Slate
- Bullnose Bluestone Blend trim
- Ledgestone Wallstone Toffee/Onyx

FULLY-ASSEMBLED OLDE ENGLISH BENCH

- Shown in Olde English Wall Sahara/Chestnut
- Outside radius 6' 11 1/4" wide x 2' 1" deep
- Inside radius 5' 8" wide
- Seat height with Ledgestone Cap 18 3/8"
- Seat height with Bullnose Cap 18 3/4"
- Cap dimensions are included in above measurements

ALTERNATIVE CHOICE FOR SEATING WALL COLOR

- Olde English Wall Toffee/Onyx

ALTERNATIVE CHOICE FOR SEATING WALL CAP

- D**
- Shown with Ledgestone Cap Mocha
 - Alternative color choice Bluestone Blend
- E**
- Shown with Bullnose Cap Chestnut
 - Alternative color choice Bluestone Blend

MAYTRX SEATING WALL KIT



PRE-CUT & PRE-PACKAGED MAYTRX SEATING WALL KIT

- Made with MaytRx Wallstones, Natural Stone Bullnose Treads, Column Kits & Natural Stone Column Caps
- Available in two sizes: Quarter Round and Half Round
- Two Column Kits are included (*fire pit is not included*)

AVAILABLE COLOR COMBINATIONS (SPLIT FACE ONLY):

- Onyx/Natural wall with Cumberland Blue caps
- Sahara/Chestnut wall with Hampton Brown caps
- Toffee/Onyx wall with Cumberland Blue caps

**NOTE: Due to current supply chain constraints, there may be extended lead times on Natural Stone.*

QUARTER ROUND

- F**
- 14' 10" wide, 5' deep – Measurements are column cap end to column cap end
 - Heights:
Seat: 17 5/8"
Back Wall: 35 5/8"
Column: 47 5/8"
 - Includes 6 pieces of natural stone bullnose treads: 3 seat pieces and 3 wall cap pieces

HALF ROUND

- G**
- 15' 10" wide, 9' 11" deep - Measurements are column cap end to column cap end
 - Heights:
Seat: 17 5/8"
Back Wall: 35 5/8"
Column: 47 5/8"
 - Includes 12 pieces of natural stone bullnose treads: 6 seat pieces and 6 wall cap pieces

PERGOLAS




NEW! PRE-PACKAGED SOLID ROOF PERGOLA

- A** • Aluminum pergola with solid panel roof, providing protection against rain and sun
- Frame available in two standard colors: White & Bronze (shown in photo); Roof in White only
- Standard Sizes: 12' x 12' x 9' high and 18' x 18' x 9' high
- Custom Sizes up to 18' x 18' x 9' high may be specified if needed to meet any unique requirements of your project
- Pergola includes one Accessory Beam and four recessed LED Spot Lights (shown in photo inset); Fans not included

PRE-PACKAGED LOUVERED PERGOLA


- Aluminum pergola w/ remote controlled rotating louvers, providing protection against rain & sun
- Available in two standard colors: White and Anthracite Grey (shown in photos)
- B** • Available in two standard styles: Contemporary (shown in photo **[B]**) and
- C** Traditional (white only – shown in photo **[C]**)
- Standard Sizes: 12' x 12' x 9' high & 18' x 18' x 9' high. Specify any custom size up to 18' x 18' x 9' high to meet the specific requirements of your project
- Integrated LED Lighting included (shown in photo inset)




PRE-PACKAGED PAVILION KIT

- D** • Arched beams and dental molding highlight our new pavilion design
- Substantial and well-appointed, constructed of traditional building materials with all exposed surfaces using low maintenance materials
- Cathedral ceiling is made of tongue and groove mahogany stained pine
- Choose from two standard sizes (10' x 15' and 12' x 18') or specify any custom size to meet specific requirements of your project
- Four 5' round columns to be set on any Cambridge Column (not included). 8' round columns are available as shown in photo below (square columns available as custom order)
- Pre-crafted components and hardware, along with a complete set of drawings and construction techniques, are provided to facilitate installation by your carpentry crew or take advantage of an optional local installation service

* ALL PERGOLAS AND PAVILIONS ARE SPECIAL ORDER ONLY



PAVILIONS



FIRE & WATER



A

ETERNAL FLAME

- Build one or more into any custom Cambridge Wall System
- Situate in an enclosure of Cambridge Wallstones as a stand-alone element
- Available in Natural Gas or Liquid Propane
- Standard pan size offered is 37" x 8"

EVOLUTION 360

- Patent pending burner design (65,000 BTU flame) with backflow prevention
- Remote control with auto relight, filtration, pump and level adjustment
- Available in Natural gas or Liquid propane
- Size: 53" inside, 68" outside, 19" height (wallstone), 28" height (fountain)
- Color: Shown in Ledgestone Wall Onyx/Natural with Ledgestone Cap Onyx/Natural
This product is available as Special Order only

RECTANGULAR & ROUND PRE-CUT PRE-PACKAGED WATERFALL KITS

- 24" wide waterfall and a one-piece, 33-gallon basin with pre-filtered pump chamber
- Select one light color or run all 16 sequentially by remote control

- Rectangular shape with Olde English Wall
- 3' 4" high x 3' 4" deep x 7' wide
- Shown in Onyx/Natural
- Round shape with Olde English Radius Wall
- 3' 4" high x 3' 5" deep x 7' wide
- Shown in Onyx/Natural



B



C



D

Refer to the chart to determine the colors available in any selected Outdoor Living Component

OUTDOOR LIVING Color Selection Guide




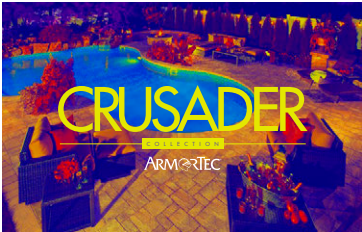
	LIMESTONE QUARRY BLEND	MIDNIGHT SLATE	ONYX/NATURAL	SAHARA/CHESTNUT	SANTA FE	TOFFEE/ONYX
Fully-Assembled Gas Fire Table						
Olde English Wall Square Fire Pit Kit						
Olde English Wall Round Fire Pit Kit						
Garden Wall Round Fire Pit Kit Split Face						
Pyzique Round Fire Pit Kit Split Face						
MaytRx Square Fire Pit Kit Split Face						
Ledgestone Radius Wall Round Barbeque & Fire Pit Kit						
Fully-Assembled Olde English Outdoor Fireplace & Waterfall/Firewood Box						
Olde English Wall Fireplace Kit & Firewood Box Kit						
The Boutique Collection Mini Fully-Assembled Olde English Fireplace						
Olde English Paver Fireplace Kit & Firewood Box Kit						
MaytRx Split Face Fireplace Kit & Firewood Box Kit						
Fully-Assembled The Berkshire Outdoor Fireplace & Firewood Box						
Fully-Assembled Stone Veneer Outdoor Fireplace & Firewood Box						
The Boutique Collection Mini Fully-Assembled Canyon Ledge Fireplace						
The Boutique Collection Fully-Assembled Olde English Bench						
Pre-Cut & Pre-Packaged MaytRx Seating Wall Kit (Quarter Round/Half Round - Split Face Only)						
Fully-Assembled Outdoor Kitchen						
Olde English Wall Outdoor Kitchen Kit						
Olde English Wall Outdoor Kitchen with Asado Cooker Kit						
MaytRx Wall Kitchen Kit Split Face						
Fully-Assembled Stone Veneer Kitchen						
Fully-Assembled Pizza Oven						
Fully-Assembled Stone Veneer Pizza Oven						
Olde English Wall Pizza Oven Kit						
MaytRx Wall Pizza Oven Kit Split Face						
Fully-Assembled Outdoor Grill Island						
Olde English Wall Grill Module Kit						
MaytRx Wall Grill Module Kit Split Face						
Ledgestone Wall Grill Module Kit						
Fully-Assembled Stone Veneer Grill Island						
Olde English Wall Bar Module Kit						
MaytRx Wall Bar Module Kit Split Face						
Olde English Wall Patio Pub & Bistro Table Kit						
MaytRx Wall Patio Pub & Bistro Table Kit Split Face						
Ledgestone Wall Evolution 360						
Olde English Wall Rectangular & Round Waterfall Kits						
Fully-Assembled Grand Columns & Grand Column Mailboxes						
Olde English Column Mailbox Kit						
MaytRx Column Mailbox Kit Split Face						

PAVINGSTONES Color Selection Guide

Refer to the chart to determine the colors available in any selected Cambridge Pavingstones shape

	COAL	MOCHA	BLUESTONE BLEND	DRIFTWOOD	LIMESTONE QUARRY BLEND	LIMESTONE QUARRY BLUE	ONYX/NATURAL	SAHARA/CHESTNUT	SAHARA/CHESTNUT LITE	SANDSTONE BLEND	STONE HARBOR	TOFFEE/ONYX	TOFFEE/ONYX LITE
Ledgestone 3-Pc. Design Kit													
Ledgestone 4 1/2 x 9													
Ledgestone XL 3-Pc. Design Kit													
Ledgestone Smooth 3-Pc. Design Kit													
Ledgestone Smooth 4 1/2 x 9													
XL Smooth 3-Pc. Design Kit													
XL Smooth 24 x 36													
River Rock													
Belgium 5-Pc. Design Kit													
Brick Alley													

	COAL	MOCHA	ONYX	BLUESTONE BLEND	LIMESTONE QUARRY BLEND	ONYX/NATURAL	RUBY/ONYX	SAHARA/CHESTNUT	TOFFEE/ONYX
6 x 9									

	COAL	MOCHA	BLUESTONE BLEND	ONYX/NATURAL	SANDSTONE BLEND
6 x 12 Bullnose - 2 3/8" Thick					
Ledgestone Cap					
12 x 24 Cap					



Choosing A Color...

WHAT ARE CAMBRIDGE BLENDS?

Cambridge makes available one of the most comprehensive selections of solid and blended colors in the market. The blended colors shown are combinations of two or three solid colors selected by the Cambridge color lab. They are mixed in unequal amounts for an outcome that is truly unique to each pavingstone, and as a result, to every installation as well. Since this is a random process, Cambridge Blends are different in every cube of pavers. Therefore, one color may predominate the other. Cambridge Pavingstones are made from natural, environmentally-friendly material, therefore, variations in color may occur.

ACHIEVING THE BEST COLOR DISPERSION

When spreading Cambridge Pavingstones, solid or blended colors over a wide area, remove units by the band vertically or by the layer, from top to bottom and use multiple cubes of pavers to achieve optimum results.

MAKING AN ACCURATE SELECTION

Final selections should be made from samples obtained from an Authorized Cambridge Distributor or professional pavingstones and wallstones contractor.




Need inspiration for your next outdoor project? Follow us on social media!

Refer to the chart to determine the colors available in any selected Cambridge Pavingstones shape

WALLSTONES Color Selection Guide



	COAL	MOCHA	LIMESTONE QUARRY BLEND	ONYX/NATURAL	SAHARA/CHESTNUT	SAHARA/CHESTNUT LITE	TOFFEE/ONYX	TOFFEE/ONYX LITE
---	------	-------	------------------------	--------------	-----------------	----------------------	-------------	------------------

WALLSTONES CLASSIC

MaytRx Split Face 6"								
MaytRx Split Face Wall Caps								
MaytRx Split Face Column Kit								
Pyzique Split Face								
Sigma 8" Split Face Wall & Corners								
Curbstone								
Edgestone								

WALLSTONES PLUS

Olde English Wall								
Non-Tumbled Olde English Wall (4 x 8 x 12)								
Maytrx 6" Plus Split Face Wall								
Sigma 8" Plus Split Face Wall								
Sigma 8" Plus Corner Split Face								
Double-Sided Plus Split Face Cap								
Single-Sided Plus Split Face Cap								
Column Plus Split Face Kits								
Garden Wall Split Face								
Belgium Curbstone								

COLOR TIERS	STANDARD COLORS	COLOR PLUS	PREMIER COLORS
COLORS	Onyx, Onyx/Natural, Ruby/Onyx, Sahara/Chestnut, Toffee/Onyx, Toffee/Onyx Lite	Coal, Limestone Quarry Blend, Mocha, Sahara/Chestnut Lite, Sandstone Blend	Bluestone Blend, Driftwood, Limestone Quarry Blue, Stone Harbor

NEED A PROFESSIONAL INSTALLER? LET US HELP!

You are about to make an important investment in your home, so invest the time it takes to find the right person for the job.

Visit us @ Cambridgepavers.com & click on the Homeowner Tab.

After filling out the form, one of our sales specialists will provide your information to professional installers in your area. Please make sure you do your homework. These professional installers are not employees of Cambridge. Please complete the following steps:

- Please view ICPI's Consumer Guide brochure - a great resource guide to interlocking concrete pavers, which offers a contractor comparison checklist
 - Also go to our links located in our homeowner guide section *"Knowing the Contractor"* and *"Knowing when the Installation is Being Done Right"*
 - Be sure the contractor visits your home before providing the proposal
 - Ask for references and visit past projects the contractor has completed
- Please allow 3 business days for a professional installer to contact you.



100% NATURAL & SUSTAINABLE

It's easy to "go green" with Cambridge at your side. Our interlocking concrete pavement systems with ArmorTec® and Wall Systems are earth-friendly, totally sustainable, recyclable and provide many environmental, social and economic benefits immediately and over their entire life cycles.

Unlike many of today's consumer products, environmental concerns are an integral part of the Cambridge brand. You won't have to take a hike in the mountains to be in harmony with nature — just step outside your home where you will have created your own maintenance-free "green scene". Turn to a professional contractor who can present viable, solutions-based options specific to your property.



THE CAMBRIDGE FULLY-TRANSFERABLE LIMITED LIFETIME WARRANTY



Cambridge Pavers Inc. warrants to the owner that, should a Cambridge pavingstone or wallstone, installed according to ICPI installation guidelines, prove defective, it will be replaced without cost. Replacement labor is not included. THIS WARRANTY IS TRANSFERABLE WITH VALID PROOF OF PURCHASE.

Cambridge Pavers like any other concrete products and or natural stone will not resist staining and or environmental debris build up. Anything outdoors whether man-made or natural will suffer Mother Nature's wrath when exposed to the elements 24/7, 365 days a year. Therefore, if you want to keep your pavers looking good it will entail some maintenance on your part. This can easily be cleaned with dish soap and water or something more substantial depending on the type of stain. We cover all the ways to care for your pavers if you do come across a stubborn stain on page 92.

NOTE: Efflorescence is a whitish powder deposit that sometimes appears on concrete products. It has no affect on the structural integrity of the pavingstones or wallstones and will wash and wear off over time. The use of concrete setting beds may also increase the possible occurrence of efflorescence. Because this is a natural occurrence, Cambridge Pavers, Inc. accepts no responsibility or liability for this condition. Cambridge Pavingstones are made from natural, environmentally-friendly material, and therefore, variations in color may occur. Cambridge Pavers may have pyrite (iron mineral, red in color) that appear on the surface of the stone which can occur in any natural products or products that utilize natural materials (sand, aggregate, cement) i.e. concrete pavers. Because this is a natural occurrence, it in no way affects the structural integrity of the pavingstones or wallstones. Cambridge Pavers, Inc. accepts no responsibility or liability for this condition.

Polymeric haze from the use of polymeric joint sand may appear on your concrete products if the sand was not removed from the surface of the paver properly. This does not affect the integrity of the product or your installation. The hazing will weather away naturally with time and rain or it can be removed with a specialized cleaner. You are advised to contact your contractor. Cambridge Pavers, Inc. accepts no responsibility or liability for this occurrence.

NOTE: Cambridge Pavers, Inc. is offering the Alliance Gator Base product based on customer requests. The use of this product is not covered under ICPI guidelines or Cambridge's warranty. All warranty claims will be forwarded directly to Alliance.

NOTE: Custom colors as well as pavers with Blue and Shell pigments do not have color throughout. Cambridge Wallstones are made without ArmorTec®.

SNOW REMOVAL equipment should have the proper rubber blade guards to protect the surface of the pavers. Cambridge Pavers is not responsible for any damage caused by snow removal equipment, which may leave burns and scuff marks on pavers.

NOTE: De-icing chemicals — We recommend using sand as the preferred method for providing skid and slip resistance. If using de-icer we recommend only sodium chloride (NaCl). De-icer should be applied sparingly. Once loosened snow and ice should be promptly removed to avoid a build-up in concentration of the de-icing chemical. Do not use products that contain a blend of chemicals.

IMPORTANT NOTICE: A bolt-on urethane protection mat must be attached to the plate compactor as a precaution against surface scuffing on all Cambridge textured products. Installation guidelines must follow those as instructed by the Interlocking Concrete Pavement Institute (ICPI).

In order to make a claim under this Warranty, the owner must return the defective pavingstone or wallstone to the dealer who sold the product. **Any implied warranties of merchantability and/or fitness for a particular purpose are limited as stated above.** The exclusive remedy under this Warranty is replacement of a defective pavingstone or wallstone. Cambridge's responsibility is limited to the cost of the product only and not to the costs related to the installation or replacement of said products. Cambridge Pavers Inc. shall not be liable for incidental or consequential damage arising from any breach of warranty. Some states do not allow limitations on how long an implied warranty lasts, or the exclusion or limitation of incidental or consequential damages, so the above limitations may not apply to you. Any court action making a claim under this Warranty must be commenced within one year of the date on which the defect was, or in the exercise of reasonable care, could have been discovered. This Warranty gives you specific legal rights, and you may also have other rights which vary from state to state. **Any suit involving a warranty claim shall be brought in the Superior Court of New Jersey, Bergen County.** The laws of the State of New Jersey without regard to its conflict of law provisions shall govern all issues in all warranty claims.


Cambridge adheres to ASTM Designation C 936-82 standards as found on our website. Vehicular applications should be accommodated through pavingstones with an aspect ratio of 3:1 or less. Units with an overall length to thickness aspect ratio of 4:1 or greater should not be used in vehicular applications (ICPI Technical Specification 10). An example of a Cambridge product not suitable for vehicular applications is the Ledgestone XL which has an aspect ratio greater than 4:1; this product should only be used in pedestrian applications (sidewalks, patios, walkways, etc.).

NATURAL STONE DISCLAIMER: Cambridge Pavers does not offer a warranty on any of our Natural Stone products including Outdoor Porcelain Tiles. Natural stones may also have pyrite (rust) in the stones which can occur in all natural products. Cambridge Pavers Inc. has partnered with quarries from around the world to offer Natural Stone products. Unlike manufactured stone, Natural Stone will vary in terms of color, pattern and texture, because these are products of nature and not manmade. There are no two pieces alike when it comes to Natural Stone that is what makes these products beautiful and unique. Natural Stone products delivered to your home may not be an exact product match to what you might have seen in a show room or in our brochure.

Natural Stone products last , but if you want to keep them looking good, some general maintenance is necessary. Natural Stone products can stain and become scratched, because they contain naturally porous surfaces. To avoid staining from occurring keep surfaces clear of dirt, damp leaves, acidic products, and oils. If any of these things do come in contact with your Natural Stone remove them as soon as possible by cleaning them with soap and water. If this method does not work Natural Stone cleaning products can be found in your local building material store, but be sure to avoid any cleaners containing acids.

Sealing Natural Stone comes to personal preference. Some people feel unsealed stones get better looking with age, while others feel sealing their stones aids in easier clean up and less maintenance, although this is not a guarantee. If you choose to seal your stones always do a test patch in a spot that is not very noticeable to ensure you are happy with the end result.

THE CAMBRIDGE CAST STONE PRODUCTS WARRANTY: Cambridge Pavers, Inc. warrants to the original purchaser (with a proof of purchase) that should Cast Stone products (Steps, Caps & Stepping Stones) installed according to industry standards and in compliance with our installation guidelines, prove defective upon installation.



“An added value when selling your home.”
Charles H. Gamarekian, Founder / Chairman / CEO

BASIC PAVINGSTONE & WALLSTONE INSTALLATION

HOW TO INSTALL YOUR CAMBRIDGE PAVINGSTONES SYSTEM

Step 1 Preparation: Sketch a diagram of area to be paved. Square off a 90° corner. Set stakes for outside perimeters 6" away from area. Establish finished height and slope by setting leveled string lines. Allow 1" drop every 8' at sides for water runoff.

Step 2 Excavation: Excavate (7 1/2" for patios and walkways / 11 1/4" for driveways).

Step 3 Base: Fill area with quarry process gravel (4" for patios and walkways / 8" for driveways). Flatten, compact and slope.

Step 4 Edging: Install PVC restraints to prevent spreading.

Step 5 Placing (Screeding) Sand: Add coarse C-33 sand and smooth out to a uniform 1".

Step 6 Pavers: Place Cambridge Pavingstones on the smooth sand in the desired pattern making sure joint lines are straight. A built-in spacer bar assures consistent joint width.

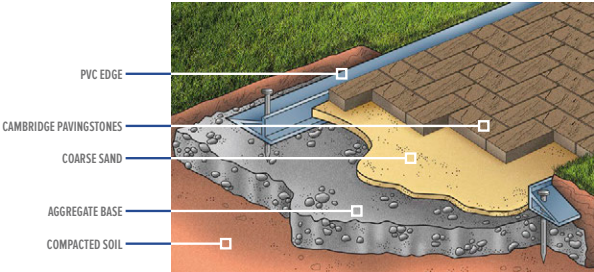
Step 7 Cutting: Using a stone cutter or masonry saw, cut pavers where necessary to fit.

Step 8 Compacting: With two passes of a plate compactor, seat the pavers by forcing sand up into the joints.

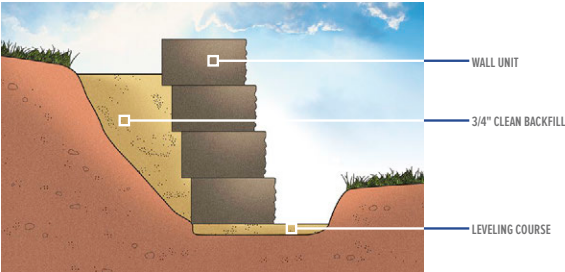
Step 9 Sweeping/Final Compaction: Sweep additional sand into joints, compact again and repeat until all joints are filled.

For more detailed instructions, ask your Cambridge Distributor or visit the Homeowner Resource Center / Installation Instructions on www.cambridgepavers.com. Installation guidelines must follow those as instructed by the Interlocking Concrete Pavement Institute (ICPI).

IMPORTANT NOTICE: A bolt-on urethane protection mat must be attached to the plate compactor as a precaution against surface cuffing on all Cambridge textured products.



HOW TO INSTALL YOUR CAMBRIDGE SEGMENTAL RETAINING WALL SYSTEM



Step 1 Excavation: Dig a trench roughly 8" deep and 12" wide. Firmly compact until bottom is fairly level. Add 6" of 3/4" clean gravel and compact again.

Step 2 Leveling Course: Add 1" of coarse C-33 sand into bottom of trench.

Step 3 First Course: Place Cambridge wall units in trench touching each other (textured face outward on single-face units). Keep all units level in all directions. For straight walls, also use a string line.

Step 4 Additional Courses: Stack staggered wall units on top, stepping each new row back approximately 3/4". In this type of gravity wall installation, weight and set back of the units provide resistance. Backfill with 3/4" clean granular fill and compact as each course is completed. To prevent any granular fill or soil from passing through the system, a landscaping fabric can be placed behind the wall units. Add cap units if desired.

This is the basic recommended procedure for straight, circular and serpentine retaining walls up to 28" high. For higher walls, contact your Authorized Cambridge Distributor for advice. Installation guidelines must follow those as instructed by the Interlocking Concrete Pavement Institute (ICPI).

FREQUENTLY ASKED QUESTIONS

CAN PAVINGSTONES BE SEALED, AND IF SO ARE THERE ANY SPECIFIC GUIDELINES?

Alliance Gator, our supplier of sealers and cleaners, recommends waiting 1 year before sealing, since the efflorescence bleeding process is unpredictable. Before sealing any surface one must ensure that there is no efflorescence in the pavers. Efflorescence is a natural process. It is a condition which occurs in all cement based products, as well as in many other paving products. The condition will usually correct itself with time and exposure to the elements. Sealing is a personal choice based on aesthetic preferences, but is not necessary. Prior to sealing, the pavingstones must be cleaned with an efflorescence cleaner.

DO YOU HAVE ANY TIPS ON REMOVING COMMON STAINS FROM CONCRETE PAVINGSTONES?

All pavements will stain. Under foot and vehicular traffic, they can become exposed to dirt, stains and wear. This is common to all pavements. The below tips address various steps to ensure the durability of interlocking concrete pavements.

Remember, one of the main advantages of concrete pavingstones versus asphalt or concrete is if a stain cannot be removed - the PAVER CAN!

We received these recommendations from Alliance Gator, as well as from contractors. Cambridge Pavers, Inc. does not warranty or guarantee these cleaning methods will work and does not assume any responsibility for the actions of those attempting to clean. Prior to applying the suggested cleaning agent to a large area, test on one or two pavingstones to make sure you are satisfied with the results. If you can, please choose a paver in an area not easily seen.

Asphalt and emulsified asphalt - Use Alliance Rubber, Paint and Tar Remover. Follow the directions and reapply if necessary. You can also try the following: chill with ice (if warm outside) and scrape away the excess with a hard plastic scraper. Apply Alliance XP Oil and Grease remover and follow directions on the container.

Cutback asphalt & roofing tar - Use Alliance Rubber, Paint and Tar Remover and follow the directions.

Blood, candy, ketchup, mustard and grease drippings from food - Use liquid dish soap and let penetrate 20-30 minutes. Scrub and rinse with hot water. You may also use Oxyclean mixed 4 scoops to a gallon of hot water. Let soak for 15 minutes, scrub with a nylon bristle brush, and rinse.

Caulking - Scrape off excess and scrub with a poultice of denatured alcohol and rinse with hot water and liquid dish soap.

Acrylic latex caulk - Use Alliance Rubber, Paint and Tar Remover or Alliance Eco Soy Stripper and follow guidelines for removal of dried paint.

Chewing gum - Same as caulking.

Clay Soil - Scrape off dry material. Scrub and rinse with hot water mixed with Alliance Shampoo.

Creosote - Apply a poultice with paint thinner and talc. Scrub and allow to dry. Scrape off and scrub with scouring powder and rinse with water.

Efflorescence - Use Alliance Efflorescence Remover. Dilute according to instructions on container. Apply and rinse with water.

Leaf stains - Use Clorox Pro Results Outdoor Bleach and follow the instructions for application. Of course- be sure to test one paver at a time. The cause of the problem is leaves which fall annually. This will continue to happen so a decision has to be made whether to live with or remove the tree.

Wood rot, mulch or tobacco stains - Use Oxyclean 4 scoops to a gallon of hot water. Apply and let soak for 15 minutes. Scrub with a nylon bristle brush and rinse with water. You may also use Pool Shock. Wet the entire surface to be cleaned then mix 1/2 lb of pool shock with 4 gallons of water. Apply, scrub, and rinse off.

Mold and mildew - Use Oxyclean or pool shock (follow same directions as above).

Mortar - Extremely difficult to remove. If mortar is fresh and not hardened, try Alliance Efflorescence Remover. Scrub and rinse with water. Reapply if necessary. It may be necessary to replace the paver.

Oil or grease that has penetrated - Soak up excess with rags and apply Alliance XP Oil & Grease Remover. Leave on for 6-8 hours till it dries to a powder and sweep off. Also works on antifreeze, brake fluid, hydraulic oil and citronella wax.

Paint - Fresh paint should be mopped up immediately with rags or paper towels by blotting. Do not wipe as this will spread the stain. Soak and then scrub the area with hot water, scouring powder and a stiff brush until no more improvement is seen. Let the remaining paint dry and remove as described below.

Dried paint - Scrape any excess oil based paint, varnish or water based latex paint off the surface. Use Alliance Rubber, Paint and Tar Remover or Alliance Eco Soy Stripper and follow the directions on the container. Another option is to purchase a commercial paint remover and follow the directions. Loosen with gentle scrubbing. Do not rub the loosened paint into the surface of the paver. Instead, blot up the loosened paint and thinner. Repeat as necessary. Note: latex paints once dried are more difficult to remove.

Soot from smoke - Use a solution of trisodium phosphate (TSP) diluted to directions on container. Scrub and rinse with water.

Tire skid marks - Use Alliance Rubber, Paint and Tar Remover or scrub the black area with water, detergent and scouring powder. In the case of small stained areas, removal and replacement of marred pavers may be an easier option.

Rust - Define the source of the rust stain (e.g.: sprinklers, patio furniture, fertilizers) and eliminate it to prevent reoccurrences. Apply Alliance Rust Remover and scrub with a stiff bristle brush. Multiple applications may be necessary. Follow directions accordingly. Test a small area of pavers first. Note: Rust Remover will damage a sealer.

CAN PAVINGSTONES BE INSTALLED ON A CONCRETE BASE?

As long as the ICPI Construction details are followed.

CAN PAVINGSTONES BE INSTALLED ANYWHERE INSTEAD OF ASPHALT OR POURED CONCRETE?

Yes. Choose Cambridge Pavingstones with value-added ArmorTec for any paving project. An interlocking Cambridge Pavingstones system will instantly improve your home's appearance and increase its appraised value. With dozens of shapes and colors to choose from, design possibilities for driveways, walkways, patios & pools, sunrooms and other areas are endless.

HOW DO CAMBRIDGE PAVINGSTONES HOLD UP COMPARED TO ASPHALT AND POURED CONCRETE?

Cambridge Pavers are more durable. Interlocking pavingstones are an engineered pavement system and are used at airports, taxiways, container ports, industrial and corporate campuses as well as on streets for urban renewal projects.

WHAT MAKES PAVINGSTONES SO STRONG?

They are made of high-density concrete. Cambridge Pavingstones are twice as strong as and less absorbent than poured concrete. The mortarless, flexible, interlocking system won't crack or heave as a result of ground movement. Ugly patches are a thing of the past.

CAN ARMORTEC® COME OFF?

No. ArmorTec® and the paver are, in fact, one. ArmorTec®, also referred to as "hardfacing," has been field-proven for over 70 years in Europe, where pavingstone technology originated and continues to evolve.

CAN PAVINGSTONES BE INSTALLED OVER EXISTING PAVEMENT?

Yes. Cambridge Pavingstones can be used as an overlay over existing concrete patios and walkways as well as asphalt driveways. Costs incurred for removal and disposal of existing asphalt or concrete are therefore eliminated. Follow ICPI guidelines.

ARE PAVINGSTONES SLIPPERY?

No. Pavingstones surpass the standards for slip-resistance set by the Americans With Disabilities Act.

CAN PAVERS BE PLOWED?

All pavements can be damaged by steel plow blades. ICPI recommends using a rubber-edged plow blade.

CAN DE-ICING CHEMICALS BE USED ON PAVERS?

We recommend using sand as the preferred method for providing skid and slip resistance. If using de-icer we recommend only sodium chloride (NaCl). De-icer should be applied sparingly. Once loosened, snow and ice should be promptly removed to avoid a build-up in the concentration of the de-icing chemical. Do not use products that contain a blend of chemicals.

Congratulations! You have recently improved your property with strong, colorful and attractive Cambridge pavingstones. As a proud owner, you have invested in a long-lasting, durable, yet flexible pavement that adds value to your real estate. A truly beautiful yet practical pavement graces your property. If your project is about to begin, you can anticipate enhancing your property with the best paving system for your money.

WHAT IS EFFLORESCENCE?

There is a chance that after a few weeks or months pass, a white haze may appear on the surface of the pavers. This is known as efflorescence. It may appear randomly or in certain areas, and will be more pronounced on dark colored pavers. The white haze may give the impression that the color of the pavers is fading. When wet, the white disappears and the color of the pavers is enhanced. When they dry, the white haze reappears.

EFFLORESCENCE IS COMPLETELY NATURAL AND WILL DISAPPEAR WITH TIME

There is no reason to be concerned that your pavers are damaged or defective. The concrete pavers are going through a natural process. It is a condition that occurs in all cement-based products, as well as in many other paving products. The condition will usually correct itself with time and exposure to the elements.

WHEN WILL EFFLORESCENCE STOP?

When the supply of calcium hydroxide is exhausted. If you live in an area of frequent rain and sunny days, efflorescence and its passing may occur quickly. The process may take much longer in drier climates.

WILL IT GO AWAY NATURALLY?

Since many factors are involved in its formation, it is difficult to determine when efflorescence will stop. Just as it appears naturally, efflorescence will eventually disappear. Over time, rainwater can wash and wear it away. In urban areas with acidic rainfall, efflorescence may go away faster than in rural areas.

CAN IT BE REMOVED WITHOUT THE WAIT?

Yes, efflorescence may be cleaned with commercially available cleaners formulated specifically for concrete pavers. Cleaning should be performed immediately after efflorescence has appeared. It may reappear as long as the chemical reaction continues and cleaning may need to be done until efflorescence has stopped.

Most cleaners contain acid and detergents, so be sure to follow all label directions and environmental regulations. Careless or improper cleaning can result in injury, damage, and discoloration to the surface of the concrete pavers. Always conduct a test in a small, inconspicuous area before applying any cleaner to the entire area of concrete pavers. After cleaning, the pavers should be completely dry and free from efflorescence prior to applying any sealers.

THE CHEMISTRY OF EFFLORESCENCE

All concrete products contain cement which produces lime or water soluble calcium oxide. Lime can also be in the bedding sand, aggregate base materials, or soil. Although concrete pavers are solid, strong, and very dense, they contain millions of microscopic capillaries that run from the interior to the surface. Moisture from rain, sprinkler systems, underground sources, poor site drainage, or dew enters these microscopic capillaries. Calcium oxide inside the paver reacts with the water in the capillaries and forms calcium hydroxide. This rises to the surface, reacts with the carbon dioxide in the air, and forms a white haze of calcium carbonate. When moisture on the surface evaporates, the white haze of efflorescence becomes visible.




Pavers

Pavers with efflorescence



Pavers

Pavers with Polymeric Haze



Efflorescence emerged from pores within a magnified area of a concrete paver. The calcium has been carried to the surface by water.

ELIMINATING EFFLORESCENCE

Most producers of pavers put chemical additives in the concrete to reduce the likelihood of efflorescence. Completely eliminating the chance of efflorescence, however, isn't possible because it's a natural byproduct of hardened concrete. It will stop when no more calcium hydroxide is available to move to the surface. There are cleaners available that can remove efflorescence. These will enhance the natural beauty of your concrete paver project. Consult your paver supplier to find an appropriate cleaner.

POLYMERIC HAZE

Polymeric haze from the use of polymeric joint sand may appear on your concrete products if the sand was not removed from the surface of the paver properly. This does not affect the integrity of the product or your installation. The hazing will weather away naturally with time and rain or it can be removed with a specialized cleaner. You are advised to contact your contractor. Cambridge Pavers, Inc. accepts no responsibility or liability for this occurrence.

For more information, visit www.cambridgepavers.com or www.icpi.org (the trade association representing the interlocking concrete paving industry)

PHOTOGRAPHY Index

FRONT COVER

Pavingstones: The Sherwood Collection Ledgestone XL 3-Pc. Design Kit Onyx/Natural. **Border Inlay:** The Sherwood Collection River Rock Coal.

PAGE 4

Wallstone: Ledgestone Sandstone Blend. **Cap:** Single-Sided Split Face Sandstone Blend.

PAGE 6

Pavingstones: The Sherwood Collection Ledgestone 3-Pc. Design Kit w/ 18 x 18 Limestone Quarry Blue. **Border:** The RoundTable Collection 6 x 9 Coal.

PAGE 13

Pavingstones: The Sherwood Collection XL Smooth Toffee/Onyx. **Border:** The Sherwood Collection Belgium 5-Pc. Design Kit Coal. Fire Pit **Border:** The Sherwood Collection River Rock Onyx/Natural & Belgium 5-Pc. Design Kit Coal. **Wallstones & Custom Fire Pit:** Olde English Toffee/Onyx with Coal Banding. Ledgestone Round Barbeque & Fire Pit Toffee/Onyx with Coal banding with The Crusader Collection Ledgestone Cap Coal.

PAGE 14

Border: The Sherwood Collection Ledgestone 4 1/2 x 9 Coal, **Design Kit:** Ledgestone 3-Pc. Design Kit Onyx/Natural & Ledgestone Circle Design Kit Sandstone Blend, **Wallstones:** Olde English Wall Toffee/Onyx & MaytRx 6 Split Face Toffee/Onyx, **Caps:** MaytRx 6 Double-sided Split Face, Toffee/Onyx, **Pre-Packaged Kits:** Column Kit Toffee/Onyx with Cast Stone Flat Column Cap Bluestone & Corner/Column Lights & Water Feature with 3 Fountains, **Custom Components:** Outdoor Kitchen & Bar of MaytRx 6 Split Face Toffee/Onyx with granite top Black Uba Tuba.

PAGE 16

Pool Coping: The Crusader Collection 6 x 12 Bullnose Onyx. **Double Border:** The Sherwood Collection 4.5 x 9 Onyx/Natural and 4.5 x 9 Coal.

PAGE 18

Border: The Sherwood Collection 4 ½ x 9 Ledgestone Mocha. **Raised Patio Inlay:** The Sherwood Collection Belgium 5-Pc. Design Kit Mocha. **Pool Coping:** The Crusader Collection Ledgestone Cap Sandstone. **Wallstones:** MaytRx 6" Sandstone. **Custom Component:** Kitchen MaytRx 6" Sandstone with Brick Alley Mocha Banding.

PAGE 19

Pool Coping: Natural Stone Rainbow.

PAGE 22

Raised Patio Pavingstones: The Sherwood Collection 24 x 24 Smooth Natural. **Border:** The RoundTable Collection 6 x 9 Onyx/Natural & 6 x6 Onyx. **Wallstones:** MaytRx 3" & 6" Onyx/Natural. **Cap:** MaytRx Split Face Double Sided Onyx Cap.

PAGE 23

Wallstones: Ledgestone Toffee/Onyx. **Pre-Packaged Kits:** Olde English Paver Outdoor Fireplace Kit Toffee/Onyx with Surround Deluxe in Bluestone.

PAGE 24

Pavingstones Carpet: The Sherwood Collection Ledgestone Toffee/Onyx Lite. **Border & Banding:** The RoundTable Collection 6 x 9 Bluestone Blend, **Wallstones:** Stone Veneer Midnight Slate.

PAGE 25

Inlay: The Sherwood Collection Ledgestone 4 ½ x 9 Coal. **Wallstones:** MaytRx 3" & 6" Limestone Quarry Blue. **Pool Coping & Wall Caps:** The Crusader Collection Ledgestone Cap Coal. **Custom Component:** Fire Pit MaytRx 3" & 6" Limestone Quarry Blue. **Fire Pit Inlay:** The Sherwood Collection River Rock Onyx Natural & Coal.

PAGE 26

Border: The Sherwood Collection Belgium 5-Pc. Design Kit Coal.

PAGE 27

Pool Coping: The Crusader Collection 6 x 12 Bullnose Onyx/Natural, **Wallstones:** MaytRx 6 Split Face Onyx/Natural, **Caps:** The Crusader Collection Ledgestone Cap Onyx/Natural, **Pre-Packaged Kits:** MaytRx 6 Split Face Column in Onyx Natural & Cast Stone Light Column Cap in Bluestone.

PAGE 28

Border: The RoundTable Collection 6 x 9 Chestnut.

PAGE 29

Border & Inlay: The Sherwood Collection Belgium 5-Pc. Design Kit with ArmorTec Mocha. **Wallstones:** Olde English Wall Sahara/Chestnut. **Caps:** The Crusader Collection Ledgestone Cap Mocha. **Custom Components:** Fire Pit, Grill & Seating Table of Olde English Sahara/Chestnut.

PAGE 30

Pool Copings: The Crusader Collection 6 x 12 Bullnose Mocha. **Border:** The RoundTable Collection 6 x 9 Mocha. **Wallstones:** MaytRx Split Face Sahara/Chestnut. **Pre-Packaged Kits:** Half Round MaytRx Seating Wall Sahara/Chestnut with Hampton Brown Caps. MaytRx Wall Pizza Oven Sahara/Chestnut. Evolution 360 Ledgestone Fire Pit & Cap Sahara/Chestnut. **Custom Component:** Kitchen Stone Veneer Santa Fe.

PAGE 31

Border: The Sherwood Collection Belgium 5-Pc. Design Kit Coal. **Custom Component:** Olde English Wallstone Kitchen Toffee Onyx with Coal banding.

PAGE 32

Border: The RoundTable Collection 6 x 9 Toffee/Onyx, **Pool Coping:** The Crusader Collection Bullnose 6 x 12 Toffee/Onyx.

PAGE 33

Border & Banding: The Sherwood Collection Ledgestone 4 1/2 x 9 Toffee/Onyx Lite & Coal, **Wallstones:** Olde English Toffee/Onyx with Ledgestone Wall Bluestone Blend Banding. **Pre-Packaged Kits:** Pavilion & Eternal Flame.

PAGE 37

Pavingstones: The Sherwood Collection Belgium 5-Pc. Design Kit Onyx/Natural. **Inlay:** The Sherwood Collection Brick Alley Coal.

PAGE 38

Pavingstones: The Sherwood Collection Ledgestone 3-Pc. Design Kit Limestone Quarry Blend. **Border:** The Sherwood Collection Ledgestone 4 ½ x 9 Coal. **Wall Caps:** The Crusader Collection Bullnose Coal.

PAGE 41

Border & Inlay: The RoundTable Collection 6 x 9 Coal & The Sherwood Collection River Rock Coal. **Wallstones:** MaytRx 6 Split Face Onyx/Natural Wall & Column. **Wall Caps:** Double Sided Split Face onyx/natural. **Pre-Packaged Kits:** Pyzique Round gas Fire Pit Onyx/Natural. **Natural Stone:** Cumberland Grey Flat Column Caps.

PAGE 42

Pool Coping: The Crusader Collection 6 x 12 Bullnose Mocha.

PAGE 44

Border: The RoundTable Collection 6 x 9 Onyx.

PAGE 45 (Top)

Circle: RoundTable Circle Design Kit in Sandstone Blend w/ 6 x 9; Border in Chestnut. **Wallstones:** MaytRx 3" & 6" Split Face Wall Sahara/Chestnut. **Caps & Banding:** Double-Sided Cap Split Face Sahara/Chestnut & Split Face Mocha.

PAGE 47 (Top)

Border: The Sherwood Collection Ledgestone 3-Pc Design Kit Onyx, **Wallstones:** Stone Veneer Canyon Ledge Santa Fe & Midnight Slate.

PAGE 47 (Middle)

Pavingstones: The Sherwood Collection Ledgestone 3-Pc. Design Kit Sahara/Chestnut.

PAGE 47 (Bottom)

Pavingstones: The Sherwood Collection Ledgestone 3-Pc. Design Kit Toffee/Onyx. **Border:** The RoundTable Collection 6 x 9 Onyx.

PAGE 52 (Left)

Wallstones: Olde English Sahara/Chestnut. **Step Treads & Wall Caps:** Natural Stone Rainbow. **Custom Components:** Olde English Sahara/Chestnut Wall Kitchen.

PAGE 55

Pavingstones: The Sherwood Collection Ledgestone XL 3-Pc. Design Kit Limestone Quarry Blend. **Border:** The Sherwood Collection Ledgestone 4 1/2 x 9 Coal. **Cap & Step Tread:** The Crusader Collection Ledgestone Cap Coal.

PAGE 56

Pavingstones: The Sherwood Collection Ledgestone XL 3-Pc. Design Kit Sandstone Blend, **Border:** The RoundTable Collection 6 x 9 Chestnut, **Fully-Assembled Components:** Olde English Outdoor Fireplace Sahara/Chestnut & Fire Table Sahara/Chestnut with Granite Ring in Venetian Gold.

PAGE 57

Pavingstones: The Sherwood Collection XL Smooth 3-Pc. Design Kit Sandstone Lite. **Double Border:** The RoundTable Collection 6 x 9 Sandstone Lite & The Sherwood Collection Brick Alley Coal. **Caps:** The Crusader Collection Ledgestone Cap Coal & Natural Stone Black Burn. Pre-Packaged Component: Pre-Packaged Pyzique Round Barbeque Fire Pit Kit Sandstone Blend. **Custom Component:** The Sherwood Collection XL Ledgestone Smooth Circle Design Kit Sahara/Chestnut Lite w/ Brick Alley Coal Inlay and Border.

PAGE 58

Pavingstones: The Sherwood Collection Ledgestone 3-Pc. Design Kit w/18 x 18 Toffee/Onyx Lite. **Border:** The RoundTable Collection 6 x 9 Onyx.

PAGE 59 (Left)

Caps: Double-Sided Cap MaytRx Split Face Coal. **Custom Components:** MaytRx 6 Split Face Kitchen.

PAGE 59 (Right)

Pavingstones: The Sherwood Collection Ledgestone 3-Pc. Design Kit Onyx/Natural. **Caps:** The Crusader Collection Ledgestone Cap Onyx/Natural.

PAGE 61 (Top & Bottom)

Pavingstones: The Sherwood Collection Ledgestone XL 3-Pc. Design Kit Limestone Quarry Blend. **Border:** The Sherwood Collection Belgium 5-Pc. Design Kit Coal. **Custom Component:** Kitchen Olde English Non Tumbled 20" Limestone Quarry Blend with Coal Banding.

PAGE 62

Pavingstones: The Sherwood Collection Ledgestone XL 3-Pc. Design Kit Toffee Onyx Lite & Sahara Chestnut Lite. **Border:** The RoundTable Collection 6 x 9 Coal. **Natural Stone Veneer:** Silver Mountain Ledgestone. **Caps:** Single-Sided Split Face Toffee/Onyx.

PAGE 63 (Top)

Caps & Columns: Stone Veneer Canyon Ledge Autumn Blend with 4 x 12 Bullnose Caps under custom pavilion with granite countertop Venetian Gold, **Pavingstones:** The Renaissance Collection 6 x 9 Sahara/Chestnut, **Border:** The Renaissance Collection 6 x 9 Sahara/Chestnut, **Outdoor Living Component:** Fully-Assembled Outdoor Pizza Oven Sahara/Chestnut.

PAGE 63 (Bottom)

Pavingstones: The Sherwood Collection XL 3-Pc. Design Kit Sandstone Blend, **Border:** The RoundTable Collection 6 x 9 Sandstone Blend, **Pre-Packaged Kits:** Olde English Round Firepit Sahara/Chestnut with Granite Ring in Venetian Gold, **Treads:** Natural Stone Rainbow.

PAGE 65

Pavingstones: The Sherwood Collection Ledgestone 3-Pc. Design Kit w/ 18x18 Toffee/Onyx Lite. **Border:** The RoundTable Collection 6x6, 6x9 Toffee/Onyx Lite.

PAGE 66

Pavingstones: The Sherwood Collection Ledgestone XL 3-Pc. Design Kit Toffee/Onyx. **Border:** The RoundTable Collection 6 x 9 Chestnut. **Pre-Packaged Kit:** Olde English Paver Outdoor Fireplace Toffee/Onyx with Surround Deluxe in Bluestone. **Caps:** Double-Sided Split Face Toffee/Onyx.

INSIDE BACK COVER

Pavingstones: The Sherwood Collection Ledgestone XL 3-Pc. Design Kit Sandstone Blend. **Border & Circle Cut Out:** The Sherwood Collection Ledgestone 4 ½ x 9 Sahara/Chestnut. **Wallstones:** Olde English Wall Sahara/Chestnut with accent of Ledgestone Wall Sandstone.

BACK COVER

Pavingstones: The Sherwood Collection Ledgestone XL 3-Pc. Design Kit Onyx/Natural. **Border Inlay:** The Sherwood Collection River Rock Coal. **Steps:** The Crusader Collection Bullnose 6 x 12 Coal. **Wallstones:** Sigma 8" Onyx/Natural w/ Double-Sided Split Face Cap Onyx/Natural. **Custom Component:** Garden Wall Round Fire Pit Kit Onyx/Natural, with custom cut inlay MaytRx 3" Coal and Double-Sided Split Face Cap Coal.

START PLANNING TODAY AND MAKE YOUR OUTDOOR DREAMS COME TRUE!

Ever feel like time is flying by? In the blink of an eye, your outdoor patio plans keep getting pushed aside because life gets in the way. Before you know it, another year has come and gone. Why not make your backyard dreams come true with Cambridge Pavers, so you can sit back, relax, and enjoy life outdoors all four seasons!

So many homeowners dream of creating a beautiful backyard but don't know where to start. Here are some simple tips on the best way to go about the planning process.


The first thing you need to do is ask yourself is, "How do I envision myself using this space?"

» **Are you looking to host family & friends?**

Consider incorporating a Fully Assembled Kitchen and Fireplace into your design to create the ultimate outdoor living room.

» **Are you looking to create a space where you can relax and unwind?** Consider adding a Bar Kit, Bistro or Pub Table, and Fire Pit to create the perfect stay-cation destination.

» **Are you looking to create a space you can enjoy all year round?** Add a Pavilion and an Eternal Flame into your design, and be covered in style.



Any home improvement endeavor is an investment, so take time planning your outdoor space and picking the right contractor for the job. Need help finding a contractor? Then visit our website and click on Need a Pro Installer, located under the Homeowners tab on the homepage. *Once you have decided on products and colors, and executed a contract be sure your contractor places an order with an authorized Cambridge Distributor immediately to ensure timely delivery.*

Beauty images in a catalog or on social media are great for inspiration, but you must see products and colors in person to be sure before making the final decision. Want to visit an authorized dealer near you? Then *visit our website* and click on the *Dealer Locator* tab.

Most importantly, you do not have to accomplish everything on your wish list all at once. Be transparent with your contractor about your budget so that everyone is on the same page. That way, he or she can plan to work with you **in phases over time, to meet your ultimate goal.**



Made in AMERICA

.....

We are changing America's Landscape with Pavingstones & Wallstones! We want towns all over the United States to upgrade their sidewalks, downtown areas and municipalities with products that will outperform concrete and asphalt. We are allowing people to extend their living space beyond their four walls so that they can enjoy time with family and friends throughout the year. This is about something larger than a pretty driveway or patio. It is about an investment that makes people feel good about coming home or taking a walk in their local community. Our mission is to encourage positive change in the environments we utilize each and every day. We are proud to be a part of this change, one paver and one wallstone at a time.

Cambridge DesignScape Visualizer™

See “Before & After” photo images
of your project with the
Cambridge DesignScape Visualizer™

Simply bring digital photos of your yard or existing driveway to an Authorized Cambridge Distributor or professional contractor and they will create realistic, computer-generated designs right before your eyes. You can also visit cambridgepavers.com and create images yourself. Preview the area illustrating your new patio, pool deck, walkway or driveway with any Cambridge Pavingstones, Wall System and outdoor living pre-packaged kit in actual colors, textures and patterns of your choice.




Also ask about
OnlineDesignScapes...

As an added service, we can make available an affordable design package including a 3D virtual tour and color blueprints created for you by an experienced design professional! At Cambridge, every project is important to us because it involves you, your home and your desire to improve the quality of your outdoor lifestyle. We are always grateful to be a small but important part of your plans.

For more information on **Cambridge DesignScape Visualizer** and **OnlineDesignScapes**, visit www.cambridgepavers.com




After



Before



DesignScape Visualizer™ Image



Online DesignScapes Image

