


Olde English Pavers/ Design Patterns


Olde English Pavers

100% MED



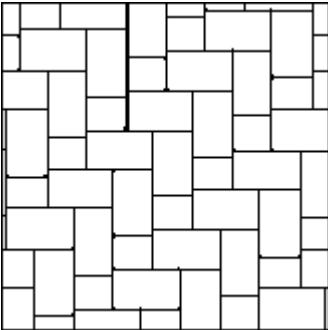
Olde English Pavers

50% MED, 50% LG



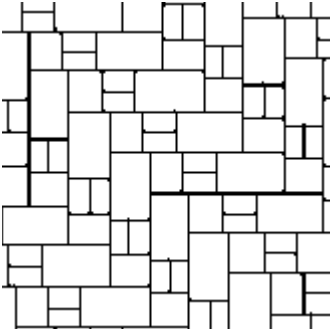
Olde English Pavers

20% MED, 80% LG




Olde English Pavers

25% SM, 25% MED, 50% LG




Olde English Pavers

20% SM, 40% MED, 40% LG




Olde English Pavers

14% SM, 29% MED, 57% LG




Olde English Pavers

100% MED




Olde English Pavers

100% MED




Olde English Pavers

100% SM




Olde English Pavers

100% SM




Olde English Pavers

33% SM, 67% MED




Olde English Pavers

33% SM, 67% MED




Olde English Pavers

20% SM, 80% MED




Olde English Pavers

33% SM, 67% MED




Olde English Pavers

33% SM, 67% MED




Olde English Pavers

33% SM, 67% MED




Olde English Pavers

33% SM, 67% MED



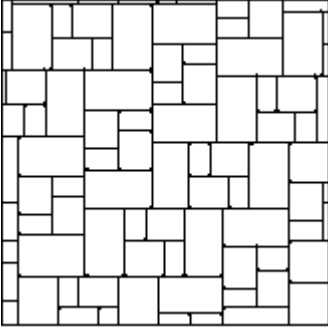
Olde English Pavers

19% SM, 23% MED, 58% LG




Olde English Pavers

15% SM, 28% MED, 57% LG



Olde English Pavers

15% SM, 28% MED, 57% LG



Olde English Pavers

13% SM, 20% MED, 67% LG

